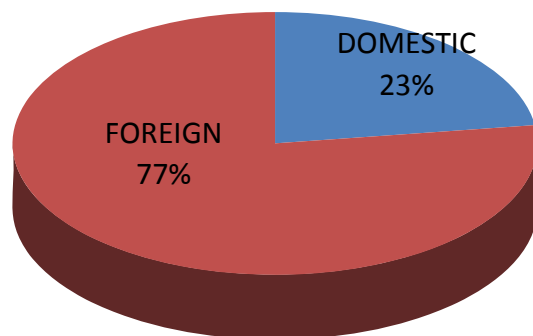


TOURIST TRAFFIC, OCTOBER 2011

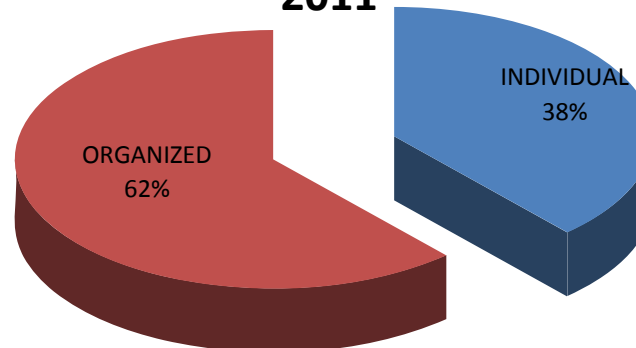
	TOURIST ARRIVALS					OVERNIGHTS				
	2010	2011	2011/2010			2010	2011	2011/2010		
TOTAL	453.963	501.834	110,55			1.372.735	1.547.446	112,73		
DOMESTIC	113.292	114.390	100,97			259.139	272.711	105,24		
FOREIGN	340.671	387.444	113,73			1.113.596	1.274.735	114,47		
			INDEX	STRUCTURE IN %				INDEX	STRUCTURE IN %	
	2010	2011	2011/2010			2010	2011	2011/2010	2010	2011
INDIVIDUAL	198.800	215.940	108,62	43,79	43,03	534.609	595.331	111,36	38,94	38,47
DOMESTIC	66.955	63.580	94,96	14,75	12,67	148.559	146.277	98,46	10,82	9,45
FOREIGN	131.845	152.360	115,56	29,04	30,36	386.050	449.054	116,32	28,12	29,02
ORGANIZED	255.163	285.894	112,04	56,21	56,97	838.126	952.115	113,60	61,06	61,53
DOMESTIC	46.337	50.810	109,65	10,21	10,12	110.580	126.434	114,34	8,06	8,17
FOREIGN	208.826	235.084	112,57	46,00	46,84	727.546	825.681	113,49	53,00	53,36
TOTAL	453.963	501.834	110,55	100,00	100,00	1.372.735	1.547.446	112,73	100,00	100,00

SOURCE: Central Bureau of Statistics

STRUCTURE OF TOURIST ARRIVALS, OCTOBER 2011



STRUCTURE OF OVERNIGHTS BASED ON ARRIVALS, OCTOBER 2011

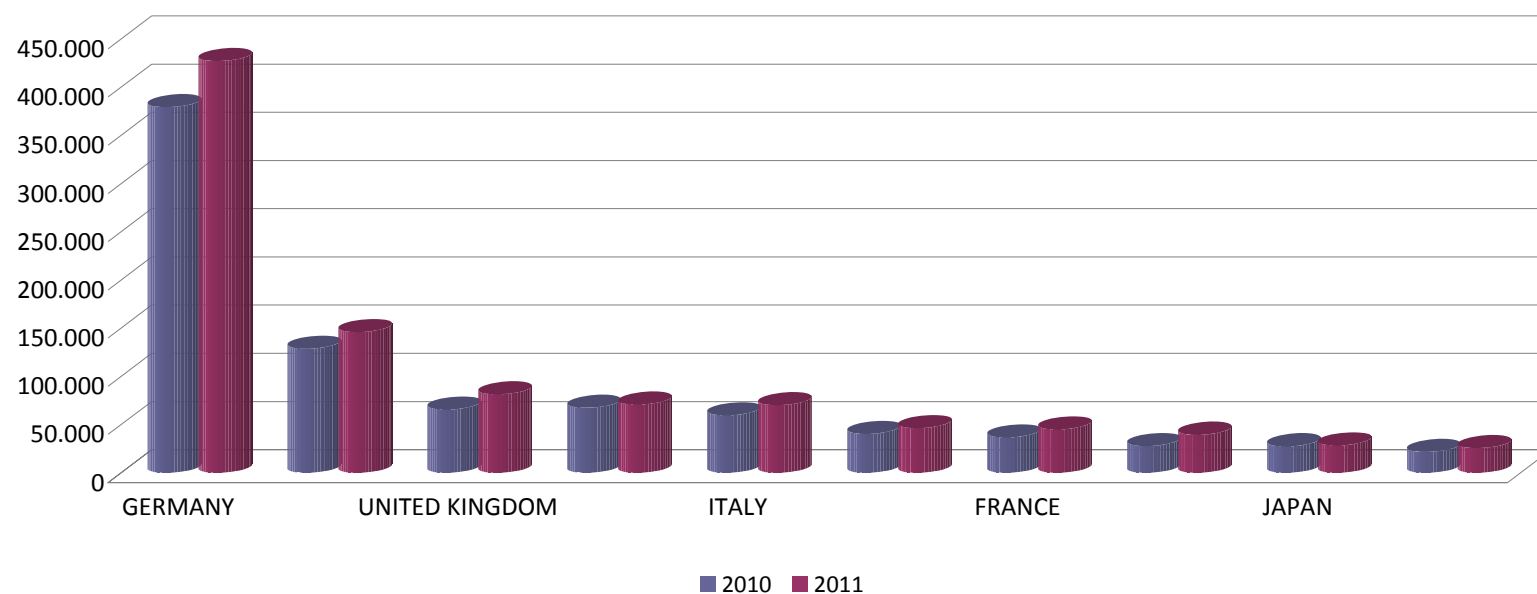


FOREIGN TOURIST TRAFFIC, OCTOBER 2011

	TOURIST ARRIVALS		INDEX	STRUCTURE IN % 2011	OVERNIGHTS		INDEX	STRUCTURE IN % 2011
	2010	2011	2011/2010		2010	2011	2011/2010	
GERMANY	75.073	84.506	112,57	21,8	379.165	426.946	112,60	33,5
AUSTRIA	38.142	43.666	114,48	11,3	128.629	145.857	113,39	11,4
UNITED KINGDOM	13.149	16.201	123,21	4,2	65.462	81.303	124,20	6,4
SLOVENIA	26.965	26.567	98,52	6,9	67.369	70.633	104,84	5,5
ITALY	30.870	37.583	121,75	9,7	59.498	70.073	117,77	5,5
SWITZERLAND	12.303	14.282	116,09	3,7	40.318	46.271	114,77	3,6
FRANCE	12.563	14.206	113,08	3,7	36.689	44.954	122,53	3,5
USA	12.481	14.523	116,36	3,7	27.601	39.366	142,63	3,1
JAPAN	20.913	21.469	102,66	5,5	27.398	28.376	103,57	2,2
NETHERLANDS	5.145	5.838	113,47	1,5	21.563	25.489	118,21	2,0
OTHERS	93.067	108.603	116,69	28,0	259.904	295.467	113,68	23,2
TOTAL FOREIGN	340.671	387.444	113,73	100,0	1.113.596	1.274.735	114,47	100,0

SOURCE: Central Bureau of Statistics

TOURIST OVERNIGHTS ACCORDING TO COUNTRY OF RESIDENCE (TOP TEN)

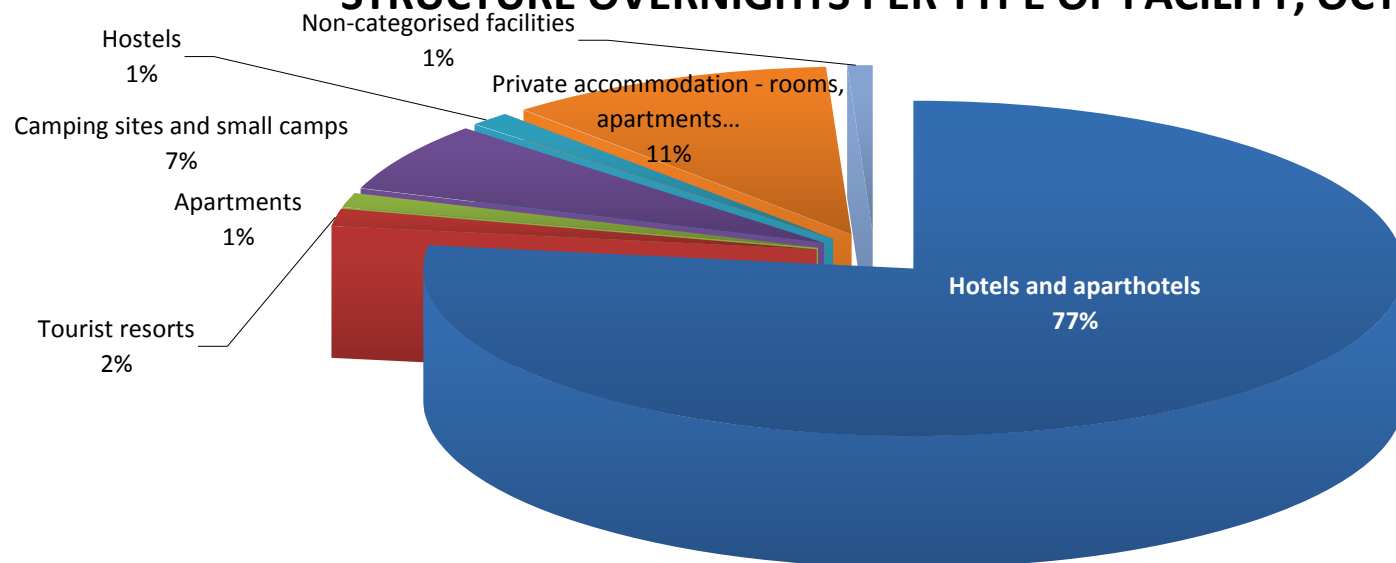


TOURIST ARRIVALS AND OVERNIGHTS ACCORDING TO ACCOMMODATION FACILITY

	TOURIST ARRIVALS		INDEX 2011/2010	STRUCTURE IN % 2011	OVERNIGHTS		INDEX 2011/2010	STRUCTURE IN % 2011
	2010	2011			2010	2011		
Hotels and aparthotels	349.210	390.699	111,88	77,85	985.671	1.120.124	113,64	72,39
Tourist resorts	10.425	6.340	60,82	1,26	39.989	26.322	65,82	1,70
Apartments	2.955	3.309	111,98	0,66	16.254	19.881	122,31	1,28
Camping sites and small camps	14.680	21.924	149,35	4,37	62.223	96.523	155,12	6,24
Hostels	6.958	8.514	122,36	1,70	13.609	18.134	133,25	1,17
Spas	2.123	2.174	102,40	0,43	14.193	15.451	108,86	1,00
Private accommodation - rooms, apartments...	18.987	23.766	125,17	4,74	142.524	156.505	109,81	10,11
Non-categorised facilities	7.539	2.576	34,17	0,51	19.838	13.339	67,24	0,86
Other objects of accommodation	41.086	42.532	103,52	8,48	78.434	81.167	103,48	5,25
TOTAL	453.963	501.834	110,55	100,00	1.372.735	1.547.446	112,73	100,00

SOURCE: Central Bureau of Statistics

STRUCTURE OVERNIGHTS PER TYPE OF FACILITY, OCTOBER 2011



RAFFIC BY COUNTIES, OCTOBER 2011

	TOURIST ARRIVALS		INDEX	OVERNIGHTS		INDEX
	2010	2011	2011/2010	2010	2011	2011/2010
COUNTY OF ZAGREB	2.825	3.218	113,91	5.321	6.606	124,15
KRAPINA - ZAGORJE	5.147	4.655	90,44	13.326	11.639	87,34
SISAK - MOSLAVINA	2.365	1.843	77,93	8.554	7.006	81,90
COUNTY OF KARLOVAC	4.952	6.462	130,49	9.305	9.978	107,23
COUNTY OF VARAZDIN	3.531	2.816	79,75	10.658	11.314	106,16
KOPRIVNICA - KRIZEVCI	1.093	1.346	123,15	1.713	2.582	150,73
BJELOVAR - BILOGORA	1.037	1.261	121,60	2.079	2.970	142,86
PRIMORJE - GORSKI KOTAR	86.759	100.742	116,12	245.970	294.286	119,64
LIKA - SENJ	17.290	19.877	114,96	32.089	31.986	99,68
VIROVITICA - PODRAVINA	1.348	1.013	75,15	3.934	2.838	72,14
POZEGA - SLAVONIJA	1.241	985	79,37	2.415	2.530	104,76
SLAVONSKI BROD - POSAVINA	1.848	1.555	84,15	3.951	3.009	76,16
COUNTY OF ZADAR	24.228	28.059	115,81	75.966	78.650	103,53
OSIJEK - BARANJA	7.009	7.391	105,45	14.412	15.739	109,21
SIBENIK - KNIN	21.465	21.686	101,03	69.480	72.039	103,68
VUKOVAR - SRIJEM	4.388	3.565	81,24	7.308	5.731	78,42
SPLIT - DALMATIA	64.582	70.909	109,80	228.555	256.539	112,24
COUNTY OF ISTRIA	79.794	93.764	117,51	319.222	382.609	119,86
DUBROVNIK - NERETVA	59.815	64.195	107,32	215.533	233.536	108,35
COUNTY OF MEĐIMURJE	3.925	2.773	70,65	7.430	5.721	77,00
CITY OF ZAGREB	59.321	63.719	107,41	95.514	110.138	115,31
TOTAL	453.963	501.834	110,55	1.372.735	1.547.446	112,73

SOURCE: Central Bureau of Statistics

TOURIST OVERNIGHTS - OCTOBER 2011

