

## Tourist arrivals and overnights in Croatia from January - March 2009

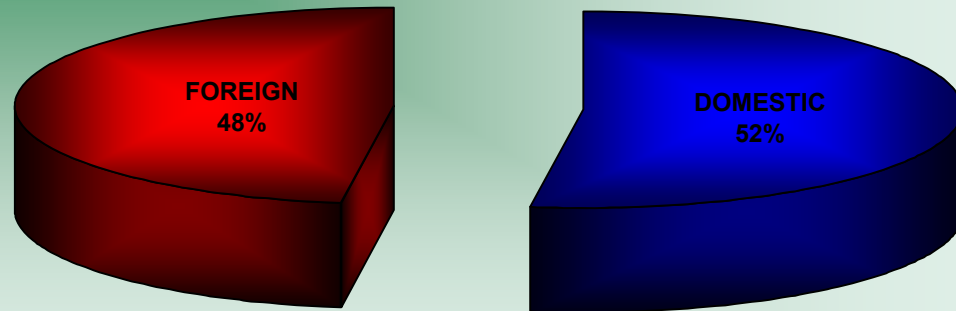
	TOURISTS			INDEX		OVERNIGHTS			INDEX	
	2007	2008	2009	2009/2008	2009/2007	2007	2008	2009	2009/2008	2009/2007
TOTAL CROATIA	489.542	558.493	478.829	85,74	97,81	1.181.795	1.433.152	1.194.504	83,35	101,08
DOMESTIC	269.596	272.805	250.338	91,76	92,86	632.379	673.856	599.178	88,92	94,75
FOREIGN	219.946	285.688	228.491	79,98	103,89	549.416	759.296	595.326	78,40	108,36

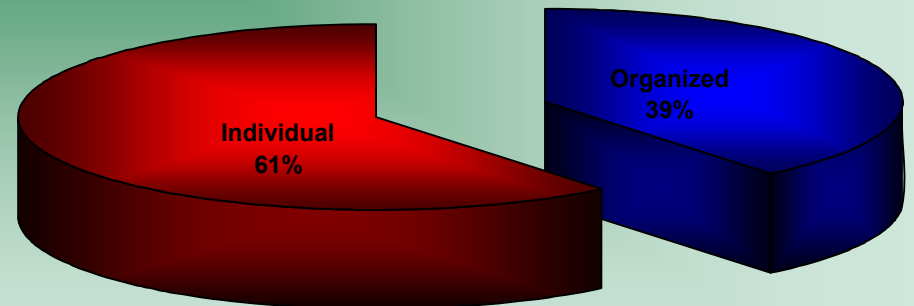
	2008	2009	INDEX		IN %		2008	2009	INDEX		IN %	
			2009/2008	2008	2009	2009/2008			2008	2009		
INDIVIDUAL ARRIVALS	352.191	311.882	88,55	63,06	65,13	815.532	725.753	88,99	56,90	60,76		
DOMESTIC	187.900	175.312	93,30	33,64	36,61	431.922	403.243	93,36	30,14	33,76		
FOREIGN	164.291	136.570	83,13	29,42	28,52	383.610	322.510	84,07	26,77	27,00		
ORGANIZED	206.302	166.947	80,92	36,94	34,87	617.620	468.751	75,90	43,10	39,24		
DOMESTIC	84.905	75.026	88,36	15,20	15,67	241.934	195.935	80,99	16,88	16,40		
FOREIGN	121.397	91.921	75,72	21,74	19,20	375.686	272.816	72,62	26,21	22,84		
TOTAL CROATIA	558.493	478.829	85,74	100,00	100,00	1.433.152	1.194.504	83,35	100,00	100,00		

SOURCE: Central Bureau of Statistics (Državni zavod za statistiku - DZS)

### STRUCTURE OF TOURIST ARRIVALS JAN.-MARCH 2009



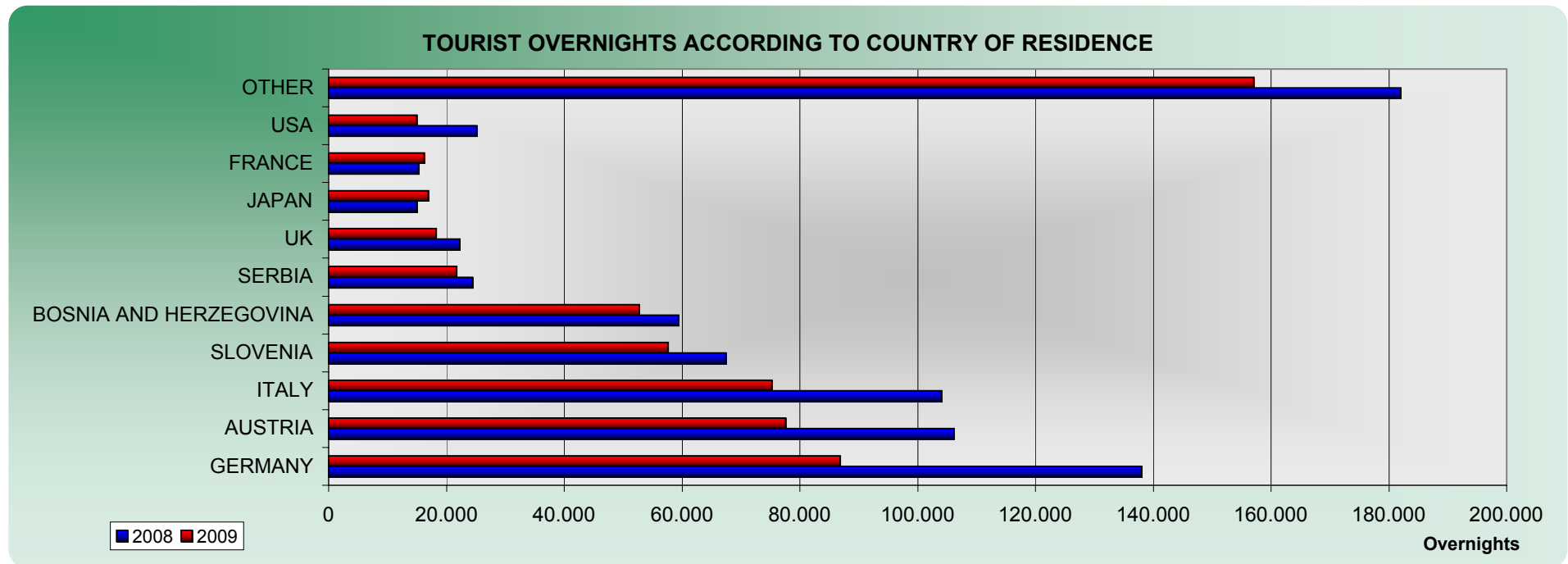
### STRUCTURE OF OVERNIGHTS BASED ON ARRIVALS JAN.-MARCH 2009



### FOREIGN TOURIST TRAFFIC JAN.-MARCH 2009

COUNTRIES	TOURISTS			INDEX		IN % 2009	NOĆENJA			INDEX		IN % 2009
	2007	2008	2009	2009/2008	2009/2007		2007	2008	2009	2009/2008	2009/2007	
GERMANY	25.638	38.137	25.150	65,95	98,10	11,0	74.771	138.031	86.893	62,95	116,21	14,6
AUSTRIA	29.192	34.960	27.910	79,83	95,61	12,2	76.990	106.168	77.588	73,08	100,78	13,0
ITALY	31.932	48.931	34.313	70,13	107,46	15,0	66.791	104.069	75.318	72,37	112,77	12,7
SLOVENIA	22.869	28.914	23.420	81,00	102,41	10,2	57.307	67.448	57.637	85,45	100,58	9,7
BOSNIA AND HERZEGOVINA	16.344	19.018	17.109	89,96	104,68	7,5	51.259	59.417	52.700	88,70	102,81	8,9
SERBIA	9.528	10.373	9.107	87,80	95,58	4,0	19.664	24.397	21.762	89,20	110,67	3,7
UK	7.240	7.370	5.975	81,07	82,53	2,6	19.566	22.239	18.230	81,97	93,17	3,1
JAPAN		11.865	14.103	118,86	#DIV/0!	6,2		14.989	16.889	112,68	#DIV/0!	2,8
FRANCE	7.055	6.870	6.878	100,12	97,49	3,0	14.877	15.352	16.220	105,65	109,03	2,7
USA	9.140	9.912	6.623	66,82	72,46	2,9	22.159	25.165	15.004	59,62	67,71	2,5
OTHER	61.008	69.338	57.903	83,51	94,91	25,3	146.032	182.021	157.085	86,30	107,57	26,4
TOTAL FOREIGN	219.946	285.688	228.491	79,98	103,89	100,0	549.416	759.296	595.326	78,40	108,36	100,0

SOURCE: DZS

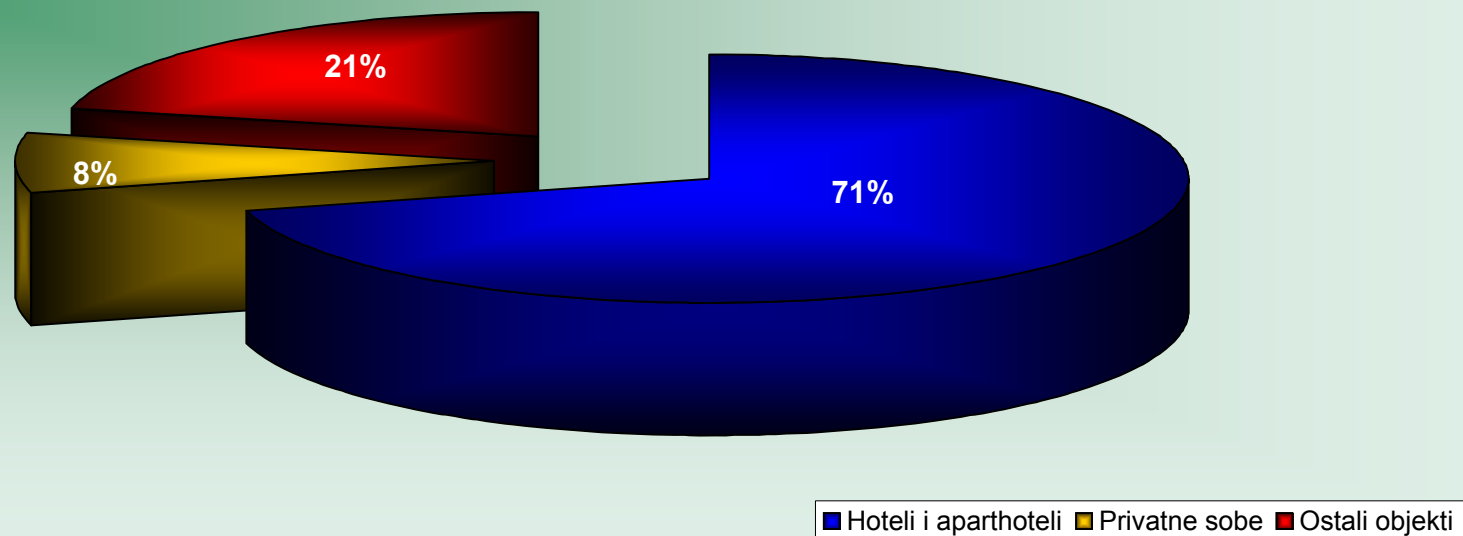


## TOURISTS AND OVERNIGHTS ACCORDING TO ACCOMOD. FACILITY

	TOURISTS			INDEX 2009/2008	INDEX 2009/2007	IN % 2009	OVERNIGHTS			INDEX 2009/2008	INDEX 2009/2007	IN % 2009
	2007	2008	2009				2007	2008	2009			
	hotels&aparthotels	370.438	420.495	360.900	85,83	97,43	75,37	839.753	1.013.897	844.919	83,33	100,62
tourist villages	4.684	4.818	3.678	76,34	78,52	0,77	17.545	17.646	10.131	57,41	57,74	0,85
apartments	2.532	4.773	2.553	53,49	100,83	0,53	7.415	19.428	7.152	36,81	96,45	0,60
camping sites&small camps	1.482	3.763	471	12,52		0,10	4.530	12.627	1.799	14,25	39,71	0,15
hostels	9.309	11.229	11.617	103,46	124,79	2,43	19.904	25.914	27.531	106,24	138,32	2,30
spas	7.123	7.501	5.651	75,34	79,33	1,18	48.392	53.068	39.119	73,71	80,84	3,27
private accomodation - rooms, apartments...	16.381	15.271	15.285	100,09	93,31	3,19	70.757	97.808	92.961	95,04	131,38	7,78
nautical ports	5.398	8.188	3.872	47,29	71,73	0,81	15.408	21.666	14.378	66,36	93,32	1,20
non-categorised facilities	7.705	11.960	10.301	86,13	133,69	2,15	27.612	37.124	30.200	81,35	109,37	2,53
other objects of accomodation	64.490	70.495	64.501	91,50	100,02	13,47	130.479	133.974	126.314	94,28	96,81	10,57
<b>TOTAL</b>	<b>489.542</b>	<b>558.493</b>	<b>478.829</b>	<b>85,74</b>	<b>97,81</b>	<b>100,00</b>	<b>1.181.795</b>	<b>1.433.152</b>	<b>1.194.504</b>	<b>83,35</b>	<b>101,08</b>	<b>100,00</b>

SOURCE: DZS

### TOURIST OVERNIGHTS ACCORDING TO ACCOMODATION FACILITIES



**TOURIST TRAFFIC BY COUNTIES JAN.-MARCH 2009**

COUNTIES	TOURISTS			INDEX		OVERNIGHTS			INDEX	
	2007	2008	2009	2009/2008	2009/2007	2007	2008	2009	2009/ 2008	2009/ 2007
ZAGREB COUNTY	6.216	7.995	8.022	100,34	129,05	12.042	15.783	15.268	96,74	126,79
KRAPINA - ZAGORJE	13.593	14.011	12.161	86,80	89,47	26.870	44.281	35.484	80,13	132,06
SISAK - MOSLAVINA	5.985	6.311	6.663	105,58	111,33	18.887	25.512	27.300	107,01	144,54
KARLOVAC COUNTY	7.492	8.584	8.853	103,13	118,17	21.952	21.528	19.710	91,56	89,79
VARAZDIN COUNTY	8.646	9.433	8.644	91,64	99,98	36.136	35.249	31.507	89,38	87,19
KOPRIVNICA - KRIZEVCI	3.689	3.985	3.502	87,88	94,93	5.700	7.409	6.362	85,87	111,61
BJELOVAR - BILOGORA	2.898	3.050	3.457	113,34	119,29	6.459	6.828	9.628	141,01	149,06
PRIMORJE - GORSKI KOTAR	102.413	114.244	93.973	82,26	91,76	226.133	293.441	232.386	79,19	102,77
LIKA - SENJ	7.026	9.208	9.297	100,97	132,32	12.353	14.756	15.035	101,89	121,71
VIROVITICA - PODRAVINA	4.176	3.598	4.365	121,32	104,53	5.324	6.714	10.994	163,75	206,50
POŽEGA - SLAVONIJA	1.543	1.586	2.343	147,73	151,85	2.185	3.562	4.711	132,26	215,61
SLAVONSKI BROD - POSAVINA	3.926	4.328	4.527	104,60	115,31	7.458	7.889	7.107	90,09	95,29
ZADAR	21.703	23.095	20.369	88,20	93,85	42.049	64.178	58.293	90,83	138,63
OSIJEK - BARANJA	18.795	17.069	16.818	98,53	89,48	31.011	36.968	38.664	104,59	124,68
ŠIBENIK - KNIN	11.735	14.653	10.842	73,99	92,39	19.963	45.082	28.490	63,20	142,71
VUKOVAR - SRIJEM	6.542	6.393	5.909	92,43	90,32	8.365	14.478	15.197	104,97	181,67
SPLIT - DALMATIA	45.800	51.181	46.231	90,33	100,94	92.121	128.610	101.548	78,96	110,23
COUNTY OF ISTRIA	68.086	92.535	64.040	69,21	94,06	240.761	314.479	219.783	69,89	91,29
DUBROVNIK - NERETVA	35.400	37.706	32.427	86,00	91,60	94.649	105.130	97.269	92,52	102,77
MEĐIMURJE COUNTY	5.228	6.684	5.695	85,20	108,93	10.690	16.510	13.915	84,28	130,17
CITY OF ZAGREB	108.650	122.844	110.691	90,11	101,88	181.411	224.765	205.853	91,59	113,47
<b>TOTAL</b>	<b>489.542</b>	<b>558.493</b>	<b>478.829</b>	<b>85,74</b>	<b>97,81</b>	<b>1.102.519</b>	<b>1.433.152</b>	<b>1.194.504</b>	<b>83,35</b>	<b>108,34</b>

SOURCE: DZS

Statistical data processing: Biserka Avdić

**STRUCTURE OF OVERNIGHTS BASED ON ARRIVALS JAN.-  
MARCH 2009**

