

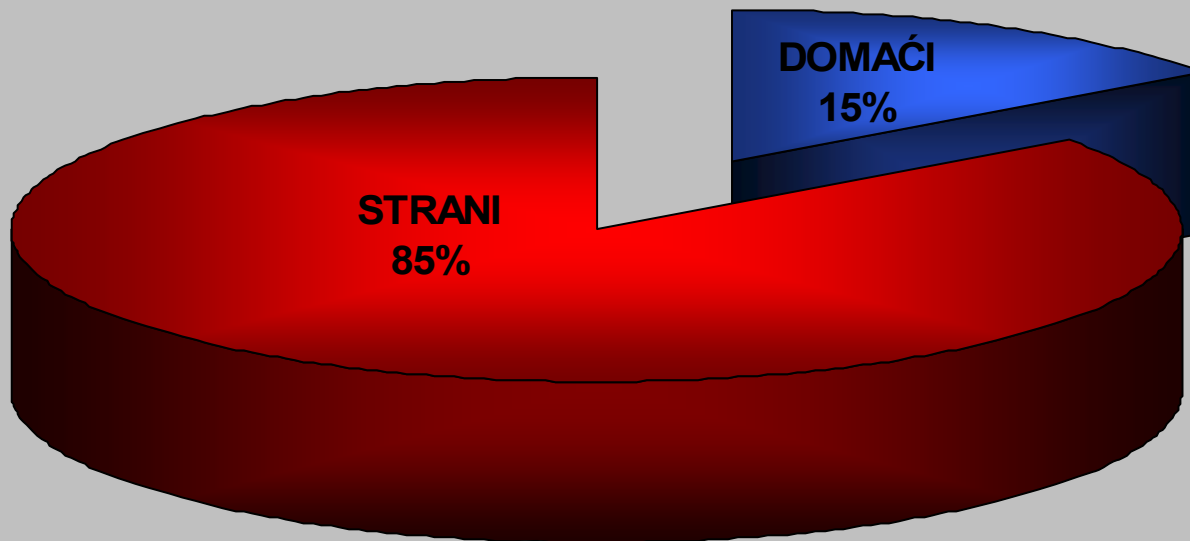
# TURISTIČKI PROMET U SVIBNJU 2008. GODINE

IZVOR PODATAKA: Državni zavod za statistiku

OBRADA PODATAKA: Biserka Avdić

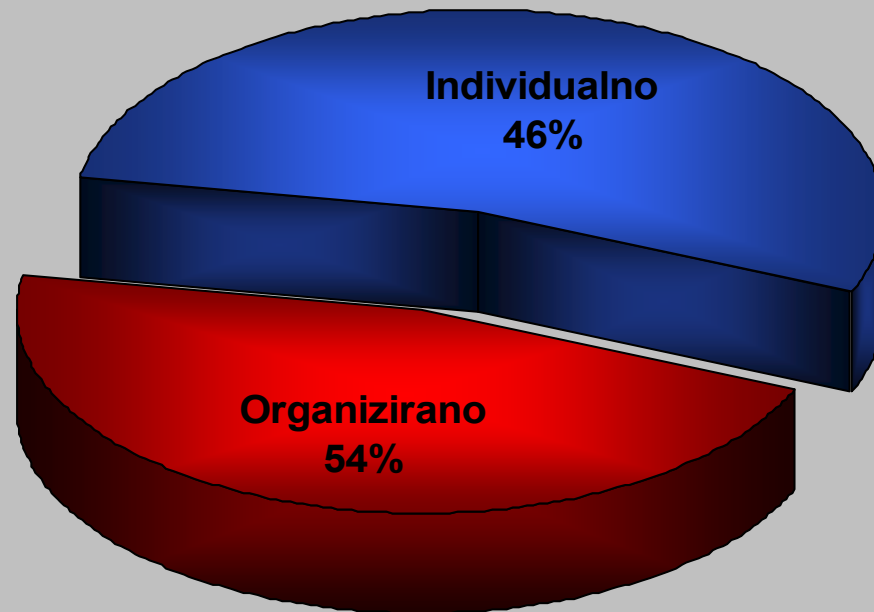
# TURISTIČKI PROMET U REPUBLICI HRVATSKOJ – SVIBANJ 2008.

|                        | TURISTI        |                |                  | INDEX         |               | NOĆENJA          |                  |                  | INDEX         |               |
|------------------------|----------------|----------------|------------------|---------------|---------------|------------------|------------------|------------------|---------------|---------------|
|                        | 2006.          | 2007.          | 2008.            | 08./07.       | 08./06.       | 2006.            | 2007.            | 2008.            | 08./07.       | 08./06.       |
| <b>UKUPNO HRVATSKA</b> | <b>804.076</b> | <b>892.318</b> | <b>1.017.882</b> | <b>114,07</b> | <b>126,59</b> | <b>2.772.407</b> | <b>3.036.282</b> | <b>3.455.124</b> | <b>113,79</b> | <b>124,63</b> |
| DOMAĆI                 | 181.301        | 197.362        | 209.177          | 105,99        | 115,38        | 463.496          | 463.022          | 521.081          | 112,54        | 112,42        |
| STRANI                 | 622.775        | 694.956        | 808.705          | 116,37        | 129,86        | 2.308.911        | 2.573.260        | 2.934.043        | 114,02        | 127,07        |



# TURISTIČKI PROMET PO NAČINU DOLASKA

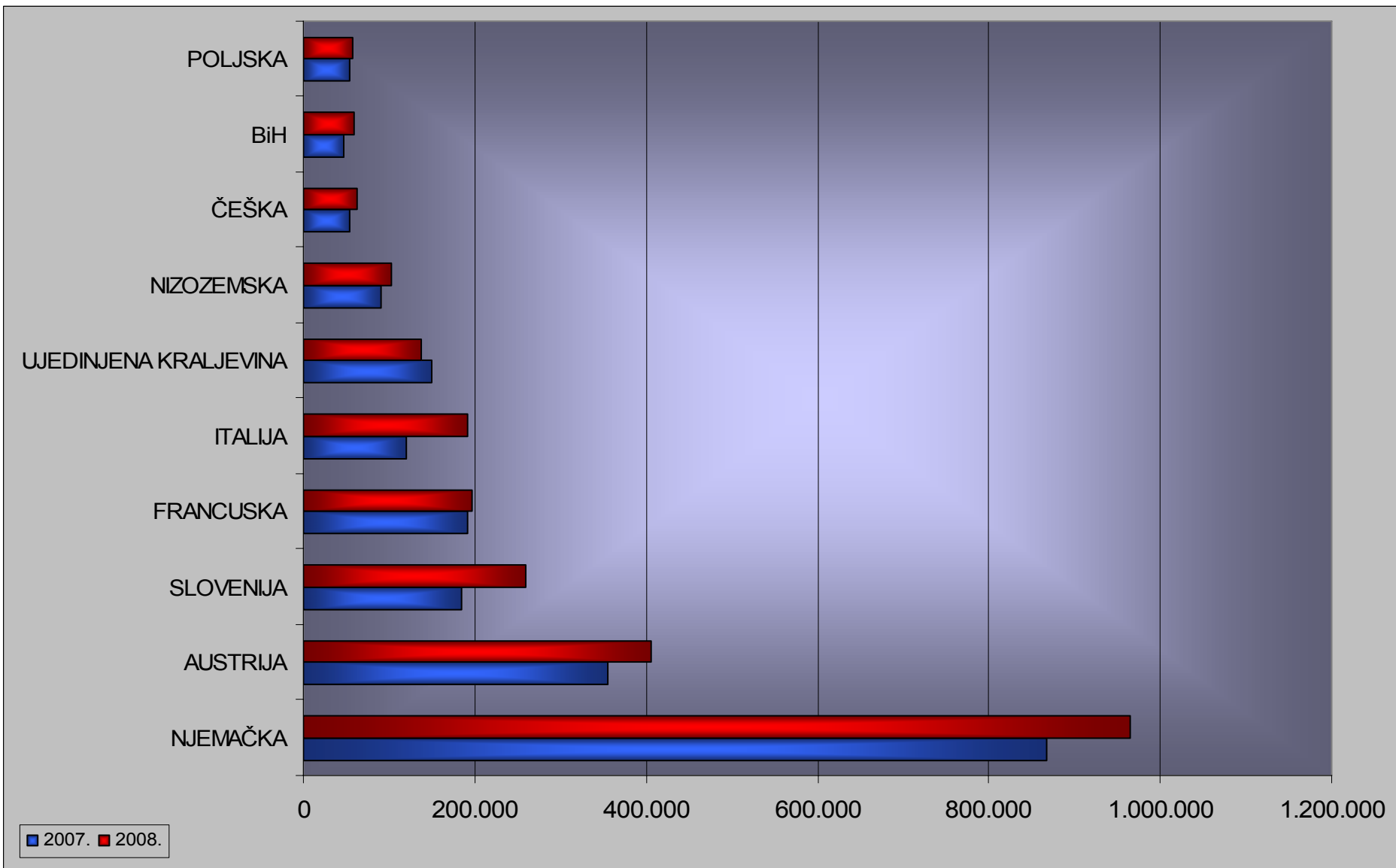
|                             | TURISTI        |                  | INDEX         | UDJEL U RH U % |               | NOĆENJA          |                  | INDEX         | UDJEL U RH U % |               |
|-----------------------------|----------------|------------------|---------------|----------------|---------------|------------------|------------------|---------------|----------------|---------------|
|                             | 2007.          | 2008.            | 2008./07.     | 2007.          | 2008.         | 2007.            | 2008.            | 2008./07.     | 2007.          | 2008.         |
| <b>INDIVIDUALNI DOLASCI</b> | <b>467.172</b> | <b>522.384</b>   | <b>111,82</b> | <b>52,35</b>   | <b>51,32</b>  | <b>1.411.167</b> | <b>1.600.192</b> | <b>113,39</b> | <b>46,48</b>   | <b>46,31</b>  |
| DOMAĆI                      | 104.166        | 102.396          | 98,30         | 11,67          | 10,06         | 217.225          | 224.669          | 103,43        | 7,15           | 6,50          |
| STRANI                      | 363.006        | 419.988          | 115,70        | 40,68          | 41,26         | 1.193.942        | 1.375.523        | 115,21        | 39,32          | 39,81         |
| <b>ORGANIZIRANI DOLASCI</b> | <b>425.146</b> | <b>495.498</b>   | <b>116,55</b> | <b>47,65</b>   | <b>48,68</b>  | <b>1.625.115</b> | <b>1.854.932</b> | <b>114,14</b> | <b>53,52</b>   | <b>53,69</b>  |
| DOMAĆI                      | 93.196         | 106.781          | 114,58        | 10,44          | 10,49         | 245.797          | 296.412          | 120,59        | 8,10           | 8,58          |
| STRANI                      | 331.950        | 388.717          | 117,10        | 37,20          | 38,19         | 1.379.318        | 1.558.520        | 112,99        | 45,43          | 45,11         |
| <b>UKUPNO</b>               | <b>892.318</b> | <b>1.017.882</b> | <b>114,07</b> | <b>100,00</b>  | <b>100,00</b> | <b>3.036.282</b> | <b>3.455.124</b> | <b>113,79</b> | <b>100,00</b>  | <b>100,00</b> |



# TURISTIČKI PROMET PO ZEMLJAMA (TOP 10)

|                          | TURISTI        |                |                | INDEX         |               | UDJEL<br>U %<br>2008. | NOĆENJA          |                  |                  | INDEX         |               | UDJEL<br>U %<br>2008. |
|--------------------------|----------------|----------------|----------------|---------------|---------------|-----------------------|------------------|------------------|------------------|---------------|---------------|-----------------------|
|                          | 2006.          | 2007.          | 2008.          | 08./07.       | 08./06.       |                       | 2006.            | 2007.            | 2008.            | 08./07.       | 08./06.       |                       |
| NJEMAČKA                 | 147.975        | 180.794        | 182.477        | 100,93        | 123,32        | 167,3                 | 726.968          | 866.942          | 964.957          | 111,31        | 132,74        | 238,3                 |
| AUSTRIJA                 | 79.973         | 94.428         | 109.099        | 115,54        | 136,42        | 100,0                 | 303.276          | 356.024          | 405.002          | 113,76        | 133,54        | 100,0                 |
| SLOVENIJA                | 43.337         | 50.079         | 73.009         | 145,79        | 168,47        | 66,9                  | 148.767          | 184.180          | 260.357          | 141,36        | 175,01        | 64,3                  |
| FRANCUSKA                | 80.866         | 61.690         | 63.482         | 102,90        | 78,50         | 58,2                  | 237.442          | 190.862          | 197.408          | 103,43        | 83,14         | 48,7                  |
| ITALIJA                  | 46.250         | 50.097         | 88.048         | 175,76        | 190,37        | 80,7                  | 110.899          | 119.860          | 192.334          | 160,47        | 173,43        | 47,5                  |
| UJEDINJENA<br>KRALJEVINA | 35.183         | 31.519         | 30.330         | 96,23         | 86,21         | 27,8                  | 177.241          | 149.485          | 136.899          | 91,58         | 77,24         | 33,8                  |
| NIZOZEMSKA               | 17.607         | 19.374         | 20.381         | 105,20        | 115,76        | 18,7                  | 86.144           | 91.237           | 103.367          | 113,30        | 119,99        | 25,5                  |
| ČEŠKA                    | 14.537         | 13.970         | 18.196         | 130,25        | 125,17        | 16,7                  | 57.951           | 54.747           | 62.965           | 115,01        | 108,65        | 15,5                  |
| BiH                      | 12.241         | 13.942         | 17.056         | 122,34        | 139,34        | 15,6                  | 45.357           | 47.083           | 59.170           | 125,67        | 130,45        | 14,6                  |
| POLJSKA                  | 11.325         | 17.257         | 19.331         | 112,02        | 170,69        | 17,7                  | 39.433           | 53.527           | 58.321           | 108,96        | 147,90        | 14,4                  |
| OSTALO                   | 133.481        | 161.806        | 187.296        | 115,75        | 140,32        | 171,7                 | 375.433          | 922.335          | 1.014.344        | 109,98        | 270,18        | 250,5                 |
| <b>UKUPNO STRANI</b>     | <b>622.775</b> | <b>694.956</b> | <b>808.705</b> | <b>116,37</b> | <b>129,86</b> | <b>741,3</b>          | <b>2.308.911</b> | <b>3.036.282</b> | <b>3.455.124</b> | <b>113,79</b> | <b>149,64</b> | <b>853,1</b>          |

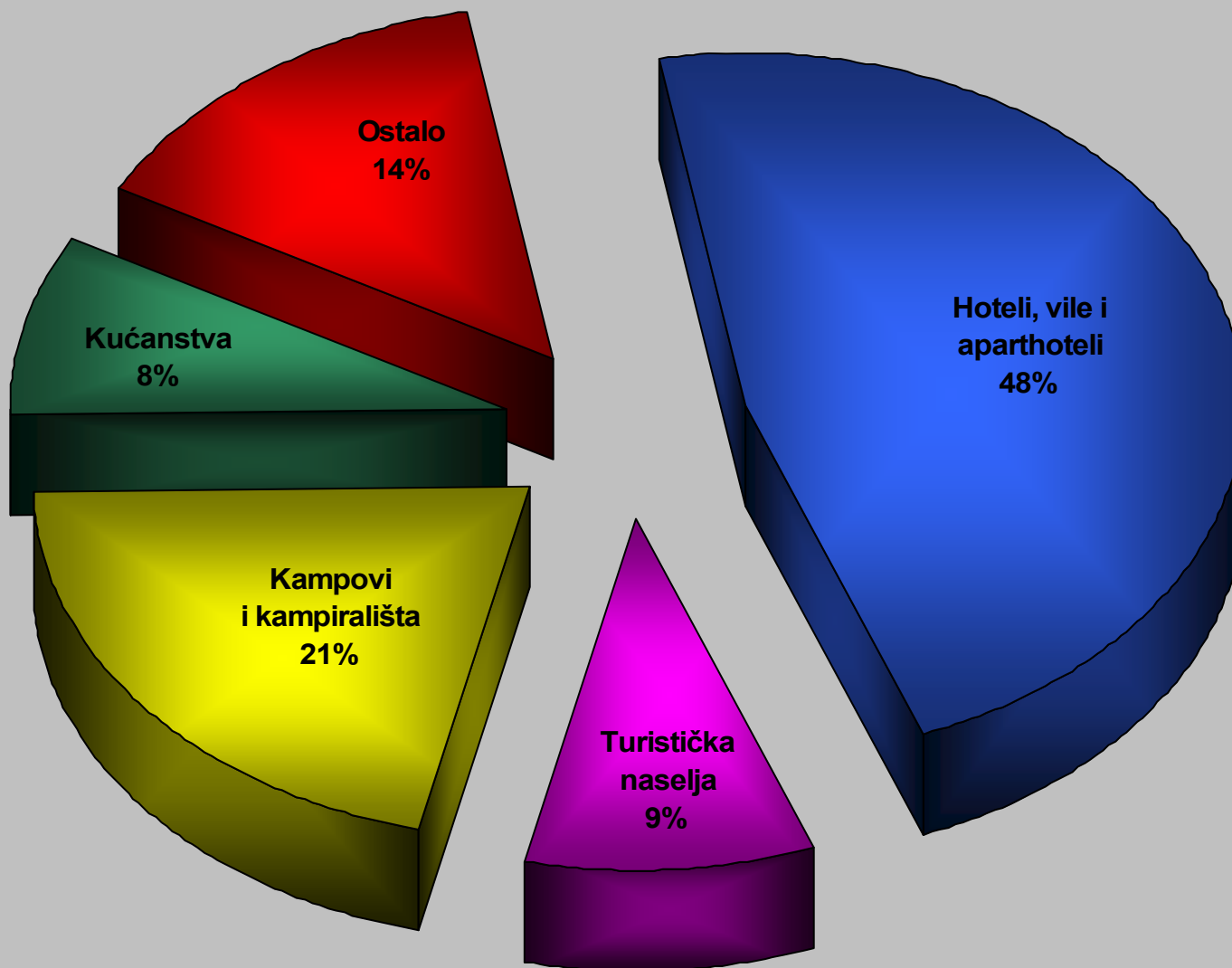
# NOĆENJA STRANIH TURISTA U REPUBLICI HRVATSKOJ (TPO 10)



# TURISTIČKI PROMET PO VRSTAMA OBJEKATA ZA SMJEŠTAJ

|   | TURISTI        |                |                  | INDEX         |               | UDJEL<br>TUR. U<br>UKUP.<br>U %<br>2008. | NOĆENJA          |                  |                  | INDEX         |               | UDJEL<br>TUR. U<br>UKUP.<br>U %<br>2008. |
|---|----------------|----------------|------------------|---------------|---------------|--|------------------|------------------|------------------|---------------|---------------|--|
|   | 2006.          | 2007.          | 2008.            | 08./07.       | 08./06.       |  | 2006.            | 2007.            | 2008.            | 08./07.       | 08./06.       |  |
| Hoteli, vile i<br>aparthoteli                       | 451.699        | 474.532        | 523.591          | 110,34        | 115,92        | 51,44                                    | 1.486.091        | 1.496.942        | 1.619.798        | 108,21        | 109,00        | 46,88                                    |
| Turistička<br>naselja                               | 64.845         | 65.816         | 79.872           | 121,36        | 123,17        | 7,85                                     | 292.036          | 270.139          | 323.994          | 119,94        | 110,94        | 9,38                                     |
| Apartmani   | 9.588          | 13.120         | 18.219           | 138,86        | 190,02        | 1,79                                     | 49.018           | 72.265           | 93.805           | 129,81        | 191,37        | 2,71                                     |
| Kampovi i<br>kampirališta                           | 109.034        | 131.927        | 154.455          | 117,08        | 141,66        | 15,17                                    | 508.520          | 632.910          | 733.663          | 115,92        | 144,27        | 21,23                                    |
| Hosteli   | 8.805          | 10.502         | 12.505           | 119,07        | 142,02        | 1,23                                     | 23.069           | 25.570           | 28.951           | 113,22        | 125,50        | 0,84                                     |
| Lječilišta  | 2.852          | 3.206          | 3.740            | 116,66        | 131,14        | 0,37                                     | 20.474           | 23.145           | 25.397           | 109,73        | 124,05        | 0,74                                     |
| Kućanstva -<br>sobe,<br>apartmani,<br>kuće za odmor | 32.096         | 52.449         | 56.313           | 107,37        | 175,45        | 5,53                                     | 160.340          | 229.806          | 285.392          | 124,19        | 177,99        | 8,26                                     |
| Luke nautičkog<br>turizma                           | 65.605         | 73.689         | 89.565           | 121,54        | 136,52        | 8,80                                     | 101.175          | 122.760          | 157.626          | 128,40        | 155,80        | 4,56                                     |
| Nekategor.<br>objekti                               | 14.405         | 8.036          | 11.394           | 141,79        | 79,10         | 1,12                                     | 37.743           | 22.153           | 27.471           | 124,01        | 72,78         | 0,80                                     |
| Ostali objekti                                      | 45.147         | 59.041         | 68.228           | 115,56        | 151,12        | 6,70                                     | 93.941           | 140.592          | 159.027          | 113,11        | 169,28        | 4,60                                     |
| <b>UKUPNO<br/>OBJEKTI</b>                           | <b>804.076</b> | <b>892.318</b> | <b>1.017.882</b> | <b>114,07</b> | <b>126,59</b> | <b>100,00</b>                            | <b>2.772.407</b> | <b>3.036.282</b> | <b>3.455.124</b> | <b>113,79</b> | <b>124,63</b> | <b>100,00</b>                            |

# STRUKTURA TURISTIČKOG PROMETA PO VRSTAMA OBJEKATA ZA SMJEŠTAJ



# TURISTIČKI PROMET PO ŽUPANIJAMA

| ŽUPANIJE               | TURISTI        |                |                  | INDEX         |               | NOĆENJA          |                  |                  | INDEX         |               |
|------------------------|----------------|----------------|------------------|---------------|---------------|------------------|------------------|------------------|---------------|---------------|
|                        | 2006.          | 2007.          | 2008.            | 2008./07.     | 2008./06.     | 2006.            | 2007.            | 2008.            | 2008./07.     | 2008./06.     |
| ZAGREBAČKA ŽUPANIJA    | 3.347          | 2.975          | 3.093            | 103,97        | 92,41         | 6.210            | 5.812            | 6.047            | 104,04        | 97,38         |
| KRAPINSKO-ZAGORSKA     | 6.279          | 7.788          | 8.180            | 105,03        | 130,28        | 15.778           | 16.351           | 20.343           | 124,41        | 128,93        |
| SISAČKO-MOSLAVAČKA     | 2.872          | 3.604          | 3.504            | 97,23         | 122,01        | 6.549            | 8.597            | 8.371            | 97,37         | 127,82        |
| KARLOVAČKA ŽUPANIJA    | 11.486         | 13.338         | 15.686           | 117,60        | 136,57        | 21.429           | 22.868           | 28.155           | 123,12        | 131,39        |
| VARAŽDINSKA ŽUPANIJA   | 5.631          | 5.114          | 5.713            | 111,71        | 101,46        | 15.409           | 12.748           | 13.821           | 108,42        | 89,69         |
| KOPRIVNIČKO-KRIŽEVAČKA | 1.141          | 1.596          | 1.207            | 75,63         | 105,78        | 2.124            | 3.360            | 1.990            | 59,23         | 93,69         |
| BJELOVARSKO-BILOGORSKA | 1.073          | 1.358          | 1.488            | 109,57        | 138,68        | 2.301            | 2.951            | 3.034            | 102,81        | 131,86        |
| PRIMORSKO-GORANSKA     | 149.728        | 167.921        | 190.228          | 113,28        | 127,05        | 514.848          | 581.361          | 654.060          | 112,50        | 127,04        |
| LIČKO-SENJSKA          | 23.644         | 25.477         | 27.438           | 107,70        | 116,05        | 39.143           | 45.971           | 50.296           | 109,41        | 128,49        |
| VIROVITIČKO-PODRAVSKA  | 1.504          | 1.131          | 1.581            | 139,79        | 105,12        | 3.746            | 3.518            | 4.196            | 119,27        | 112,01        |
| POŽEŠKO-SLAVONSKA      | 620            | 932            | 779              | 83,58         | 125,65        | 1.081            | 1.749            | 1.346            | 76,96         | 124,51        |
| BRODSKO-POSAVSKA       | 1.693          | 2.014          | 2.455            | 121,90        | 145,01        | 2.828            | 3.652            | 4.616            | 126,40        | 163,22        |
| ZADARSKA               | 59.623         | 64.882         | 80.973           | 124,80        | 135,81        | 169.023          | 193.736          | 244.612          | 126,26        | 144,72        |
| OSJEČKO-BARANJSKA      | 9.094          | 9.591          | 10.139           | 105,71        | 111,49        | 17.264           | 18.909           | 19.641           | 103,87        | 113,77        |
| ŠIBENSKO-KNINSKA       | 53.642         | 60.209         | 66.021           | 109,65        | 123,08        | 160.402          | 173.291          | 185.017          | 106,77        | 115,35        |
| VUKOVARSKO-SRIJEMSKA   | 3.811          | 3.909          | 4.972            | 127,19        | 130,46        | 8.466            | 9.116            | 9.694            | 106,34        | 114,51        |
| SPLITSKO-DALMATINSKA   | 110.220        | 115.496        | 124.003          | 107,37        | 112,50        | 382.709          | 386.643          | 418.873          | 108,34        | 109,45        |
| ISTARSKA ŽUPANIJA      | 203.937        | 245.980        | 295.929          | 120,31        | 145,11        | 944.240          | 1.098.884        | 1.305.625        | 118,81        | 138,27        |
| DUBROVAČKO-NERETVANSKA | 95.653         | 89.912         | 100.114          | 111,35        | 104,66        | 361.486          | 317.550          | 347.484          | 109,43        | 96,13         |
| MEĐIMURSKA ŽUPANIJA    | 1.443          | 2.743          | 3.788            | 138,10        | 262,51        | 3.103            | 5.763            | 7.361            | 127,73        | 237,22        |
| GRAD ZAGREB            | 57.635         | 66.348         | 57.562           | 86,76         | 99,87         | 94.268           | 123.452          | 102.981          | 83,42         | 109,24        |
| <b>UKUPNO ŽUPNIJE</b>  | <b>804.076</b> | <b>892.318</b> | <b>1.017.882</b> | <b>114,07</b> | <b>126,59</b> | <b>2.772.407</b> | <b>3.036.282</b> | <b>3.455.124</b> | <b>113,79</b> | <b>124,63</b> |