



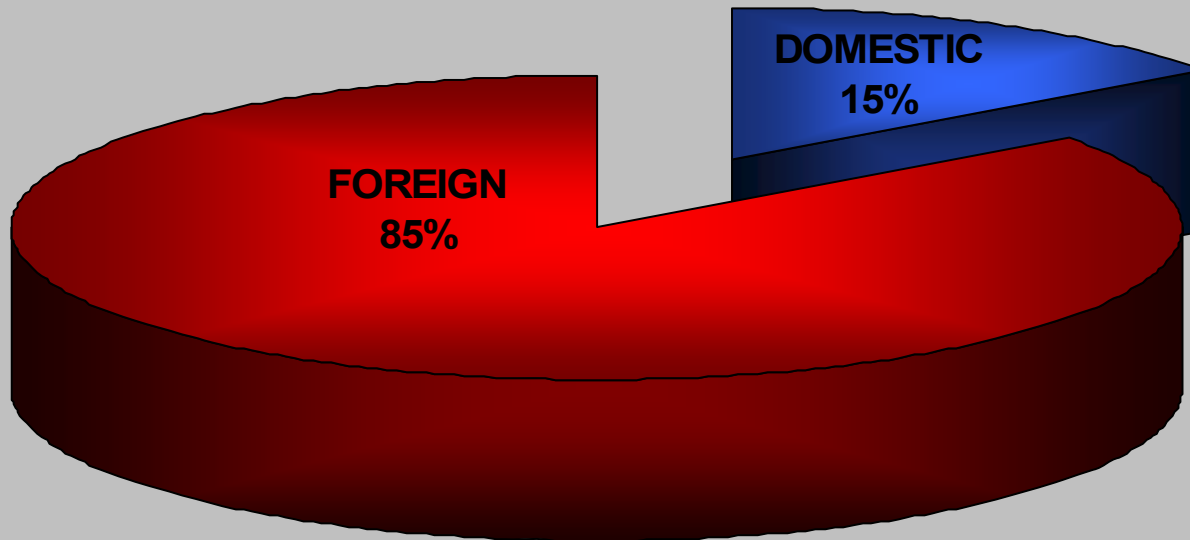
# **TOURIST TRAFFIC – MAY 2008**

**SOURCE: Central Bureau of Statistic**

**STATISTICAL DATA PROCESSING: Biserka Avdić**

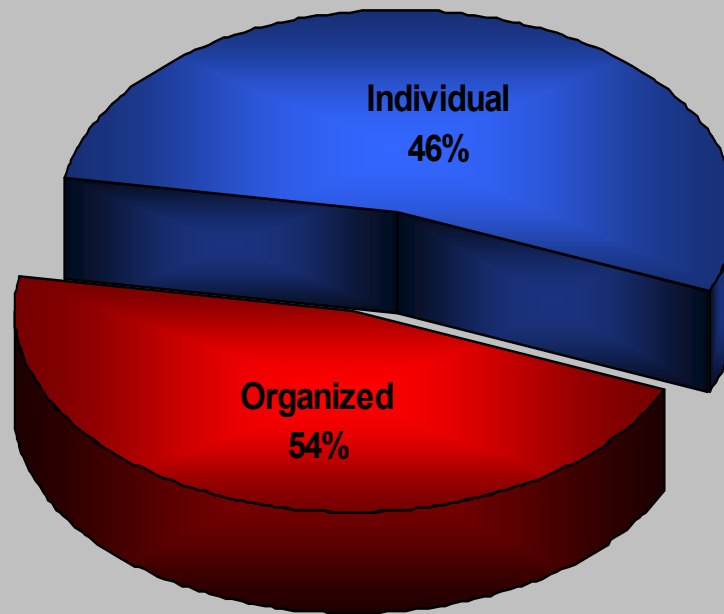
# TOURIST TRAFFIC – MAY 2008

	TOURIST ARRIVALS			INDEX		TOURIST OVERNIGHTS			INDEX	
	2006	2007	2008	08/07	08/06	2006	2007	2008	08/07	08/06
<b>TOTAL</b>	<b>804.076</b>	<b>892.318</b>	<b>1.017.882</b>	<b>114,07</b>	<b>126,59</b>	<b>2.772.407</b>	<b>3.036.282</b>	<b>3.455.124</b>	<b>113,79</b>	<b>124,63</b>
DOMESTIC	181.301	197.362	209.177	105,99	115,38	463.496	463.022	521.081	112,54	112,42
FOREIGN	622.775	694.956	808.705	116,37	129,86	2.308.911	2.573.260	2.934.043	114,02	127,07



# TOURIST TRAFFIC FLOW

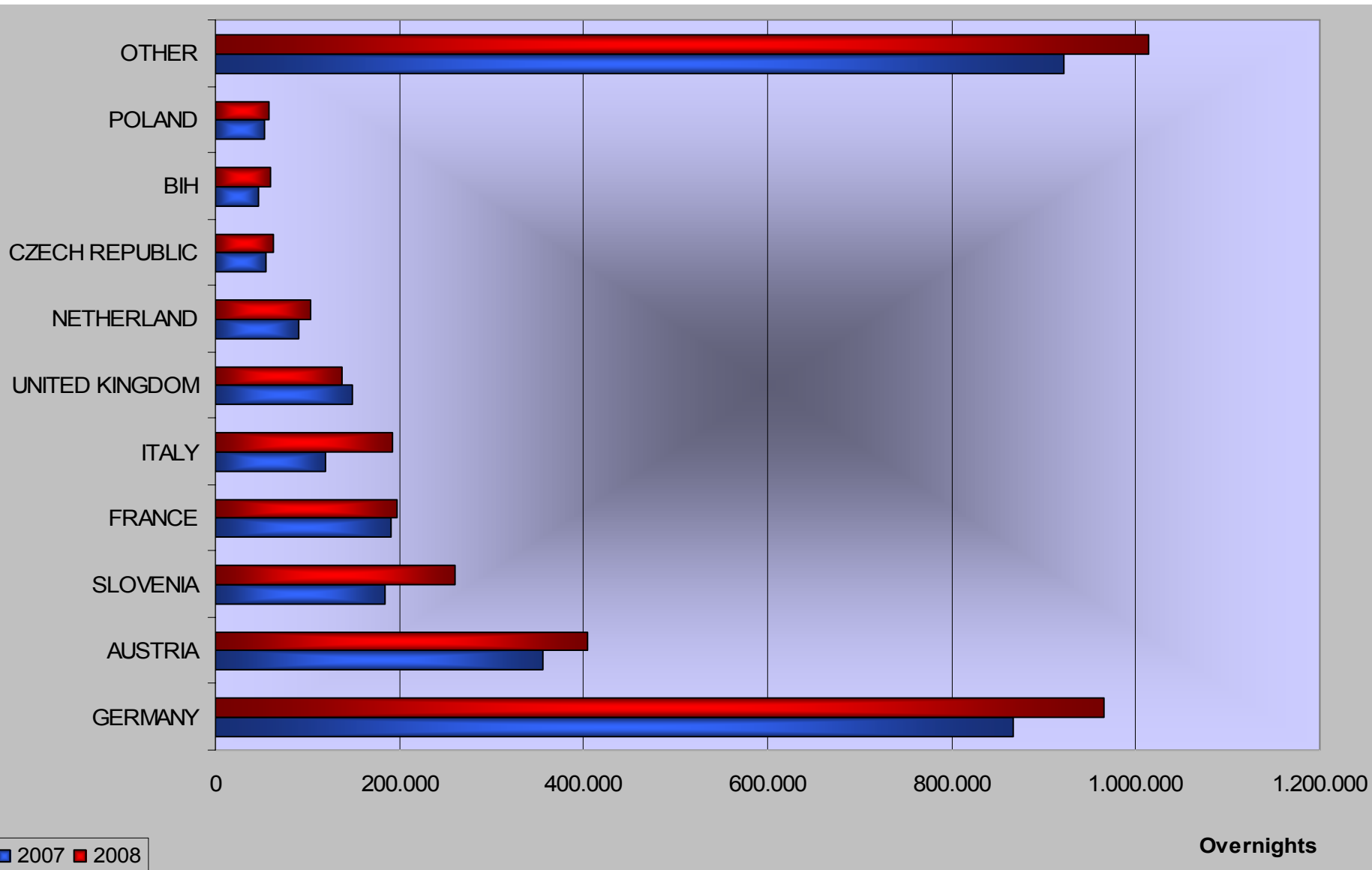
	TOURIST ARRIVALS		INDEX	STRUCTURE IN %		TOURIST OVERNIGHTS		INDEX	STRUCTURE IN %	
	2007	2008	2008/07	2007	2008	2007	2008	2008/07	2007	2008
<b>INDIVIDUAL</b>	<b>467.172</b>	<b>522.384</b>	<b>111,82</b>	<b>52,35</b>	<b>51,32</b>	<b>1.411.167</b>	<b>1.600.192</b>	<b>113,39</b>	<b>46,48</b>	<b>46,31</b>
DOMESTIC	104.166	102.396	98,30	11,67	10,06	217.225	224.669	103,43	7,15	6,50
FOREIGN	363.006	419.988	115,70	40,68	41,26	1.193.942	1.375.523	115,21	39,32	39,81
<b>ORGANIZED</b>	<b>425.146</b>	<b>495.498</b>	<b>116,55</b>	<b>47,65</b>	<b>48,68</b>	<b>1.625.115</b>	<b>1.854.932</b>	<b>114,14</b>	<b>53,52</b>	<b>53,69</b>
DOMESTIC	93.196	106.781	114,58	10,44	10,49	245.797	296.412	120,59	8,10	8,58
FOREIGN	331.950	388.717	117,10	37,20	38,19	1.379.318	1.558.520	112,99	45,43	45,11
<b>TOTAL</b>	<b>892.318</b>	<b>1.017.882</b>	<b>114,07</b>	<b>100,00</b>	<b>100,00</b>	<b>3.036.282</b>	<b>3.455.124</b>	<b>113,79</b>	<b>100,00</b>	<b>100,00</b>



# TOURIST TRAFFIC ACCORDING TO COUNTRY OF ORIGIN (TOP 10)

	TOURIST ARRIVALS			INDEX		STRUC- TURE IN % 2008	TOURIST OVERNIGHTS			INDEX		STRU- TURE IN % 2008.
	2006.	2007	2008	08/07	08/06		2006	2007	2008	08/07	08/06	
GERMANY	147.975	180.794	182.477	100,93	123,32	167,3	726.968	866.942	964.957	111,31	132,74	238,3
AUSTRIA	79.973	94.428	109.099	115,54	136,42	100,0	303.276	356.024	405.002	113,76	133,54	100,0
SLOVENIA	43.337	50.079	73.009	145,79	168,47	66,9	148.767	184.180	260.357	141,36	175,01	64,3
FRANCE	80.866	61.690	63.482	102,90	78,50	58,2	237.442	190.862	197.408	103,43	83,14	48,7
ITALY	46.250	50.097	88.048	175,76	190,37	80,7	110.899	119.860	192.334	160,47	173,43	47,5
UNITED KINGDOM	35.183	31.519	30.330	96,23	86,21	27,8	177.241	149.485	136.899	91,58	77,24	33,8
NETHERLANDS	17.607	19.374	20.381	105,20	115,76	18,7	86.144	91.237	103.367	113,30	119,99	25,5
CZECH REPUBLIC	14.537	13.970	18.196	130,25	125,17	16,7	57.951	54.747	62.965	115,01	108,65	15,5
BOSNIA AND HERZEGOVINA	12.241	13.942	17.056	122,34	139,34	15,6	45.357	47.083	59.170	125,67	130,45	14,6
POLAND	11.325	17.257	19.331	112,02	170,69	17,7	39.433	53.527	58.321	108,96	147,90	14,4
OTHER	133.481	161.806	187.296	115,75	140,32	171,7	375.433	922.335	1.014.344	109,98	270,18	250,5
<b>TOTAL FOREIGN</b>	<b>622.775</b>	<b>694.956</b>	<b>808.705</b>	<b>116,37</b>	<b>129,86</b>	<b>741,3</b>	<b>2.308.911</b>	<b>3.036.282</b>	<b>3.455.124</b>	<b>113,79</b>	<b>149,64</b>	<b>853,1</b>

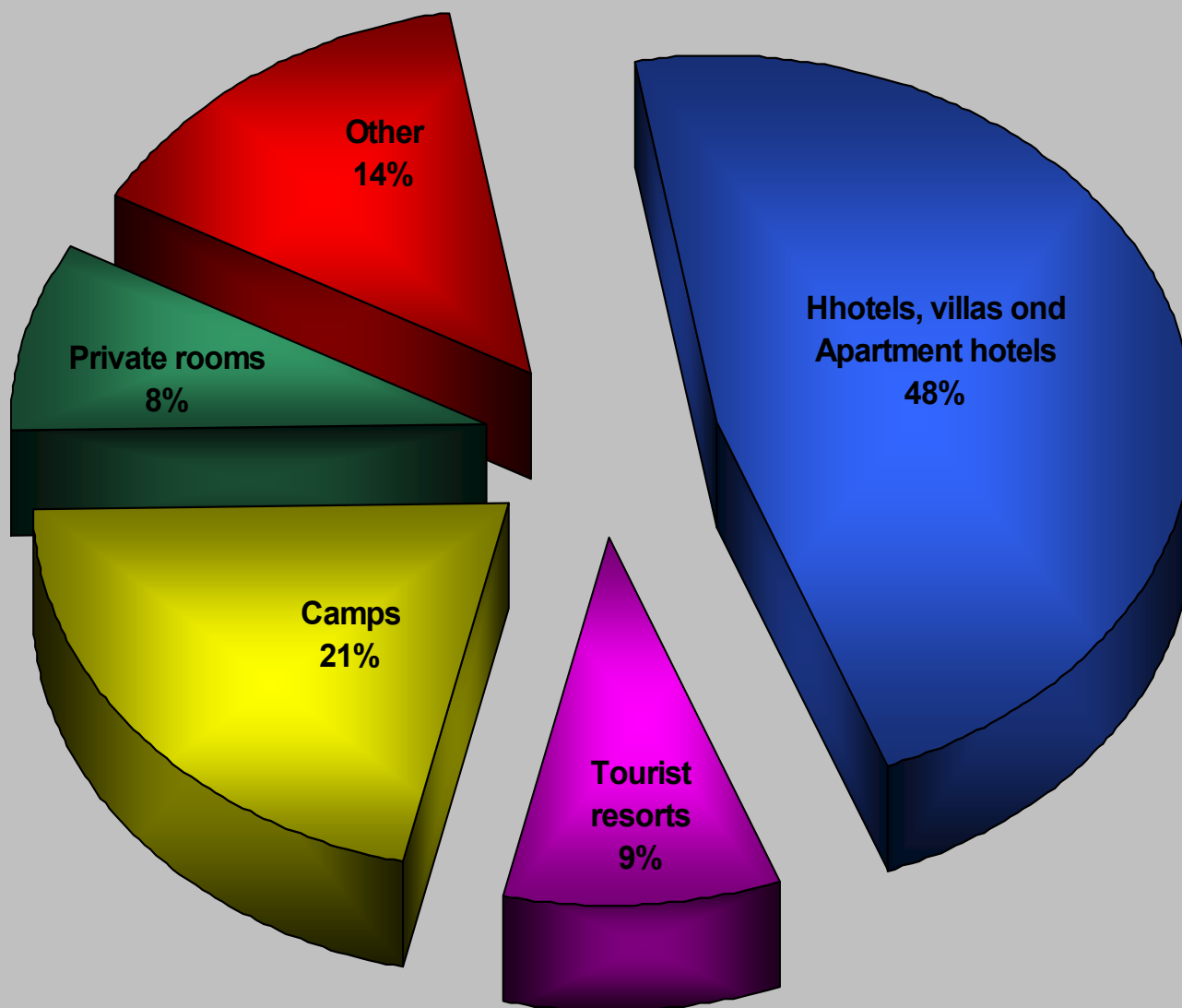
# TOURIST OVERNIGHTS BY COUNTRIES OF ORIGIN (TOP 10)



# TOURIST TRAFFIC BY TYPE OF ACCOMMODATION

	TOURIST ARRIVALS			INDEX		STRUC- TURE IN % 2008	TOURIST OVERNIGHTS			INDEX		STRUC- TURE IN % 2008.
	2006	2007	2008	08/07	08/06		2006.	2007	2008	08.07	08/06	
Hotels, villas and Apartment hotels	451.699	474.532	523.591	110,34	115,92	51,44	1.486.091	1.496.942	1.619.798	108,21	109,00	46,88
Tourist resorts	64.845	65.816	79.872	121,36	123,17	7,85	292.036	270.139	323.994	119,94	110,94	9,38
Apartments	9.588	13.120	18.219	138,86	190,02	1,79	49.018	72.265	93.805	129,81	191,37	2,71
Camps	109.034	131.927	154.455	117,08	141,66	15,17	508.520	632.910	733.663	115,92	144,27	21,23
Hostels	8.805	10.502	12.505	119,07	142,02	1,23	23.069	25.570	28.951	113,22	125,50	0,84
Lječilišta	2.852	3.206	3.740	116,66	131,14	0,37	20.474	23.145	25.397	109,73	124,05	0,74
Private rooms	32.096	52.449	56.313	107,37	175,45	5,53	160.340	229.806	285.392	124,19	177,99	8,26
Nautical ports	65.605	73.689	89.565	121,54	136,52	8,80	101.175	122.760	157.626	128,40	155,80	4,56
Uncategoruzed accommodation	14.405	8.036	11.394	141,79	79,10	1,12	37.743	22.153	27.471	124,01	72,78	0,80
Other	45.147	59.041	68.228	115,56	151,12	6,70	93.941	140.592	159.027	113,11	169,28	4,60
<b>TOTAL</b>	<b>804.076</b>	<b>892.318</b>	<b>1.017.882</b>	<b>114,07</b>	<b>126,59</b>	<b>100,00</b>	<b>2.772.407</b>	<b>3.036.282</b>	<b>3.455.124</b>	<b>113,79</b>	<b>124,63</b>	<b>100,00</b>

# STRUCTURE TOURIST TRAFFIC BY TYPE OF ACCOMMODATION



# TOURIST TRAFFIC BY COUNTIES

COUNTY OF	TOURIST ARRIVALS			INDEX		TOURIST OVERNIGHTS			INDEX	
	2006.	2007	2008	2008/07	2008/06	2006	2007	2008	2008/07	2008/06
ZAGREB	3.347	2.975	3.093	103,97	92,41	6.210	5.812	6.047	104,04	97,38
KRAPINA - ZAGORJE	6.279	7.788	8.180	105,03	130,28	15.778	16.351	20.343	124,41	128,93
SISAK-MOSLAVINA	2.872	3.604	3.504	97,23	122,01	6.549	8.597	8.371	97,37	127,82
KARLOVAC	11.486	13.338	15.686	117,60	136,57	21.429	22.868	28.155	123,12	131,39
VARAŽDIN	5.631	5.114	5.713	111,71	101,46	15.409	12.748	13.821	108,42	89,69
KOPRIVNICA-KRIŽEVCI	1.141	1.596	1.207	75,63	105,78	2.124	3.360	1.990	59,23	93,69
BJELOVAR-BILOGORA	1.073	1.358	1.488	109,57	138,68	2.301	2.951	3.034	102,81	131,86
PRIMORJE-GORSKI KOTAR	149.728	167.921	190.228	113,28	127,05	514.848	581.361	654.060	112,50	127,04
LIKA-SENJ	23.644	25.477	27.438	107,70	116,05	39.143	45.971	50.296	109,41	128,49
VIROVITICA-PODRAVINA	1.504	1.131	1.581	139,79	105,12	3.746	3.518	4.196	119,27	112,01
POŽEGA-SLAVONIJA	620	932	779	83,58	125,65	1.081	1.749	1.346	76,96	124,51
BROD-POSAVINA	1.693	2.014	2.455	121,90	145,01	2.828	3.652	4.616	126,40	163,22
ZADAR	59.623	64.882	80.973	124,80	135,81	169.023	193.736	244.612	126,26	144,72
OSIJEK-BARANJA	9.094	9.591	10.139	105,71	111,49	17.264	18.909	19.641	103,87	113,77
ŠIBENIK-KNIN	53.642	60.209	66.021	109,65	123,08	160.402	173.291	185.017	106,77	115,35
VUKOVAR-SRIJEM	3.811	3.909	4.972	127,19	130,46	8.466	9.116	9.694	106,34	114,51
SPLIT-DALMATIA	110.220	115.496	124.003	107,37	112,50	382.709	386.643	418.873	108,34	109,45
ISTRA	203.937	245.980	295.929	120,31	145,11	944.240	1.098.884	1.305.625	118,81	138,27
DUBROVNIK-NERETVA	95.653	89.912	100.114	111,35	104,66	361.486	317.550	347.484	109,43	96,13
MEDIMURJE	1.443	2.743	3.788	138,10	262,51	3.103	5.763	7.361	127,73	237,22
CITY OF ZAGREB	57.635	66.348	57.562	86,76	99,87	94.268	123.452	102.981	83,42	109,24
<b>TOTAL</b>	<b>804.076</b>	<b>892.318</b>	<b>1.017.882</b>	<b>114,07</b>	<b>126,59</b>	<b>2.772.407</b>	<b>3.036.282</b>	<b>3.455.124</b>	<b>113,79</b>	<b>124,63</b>