

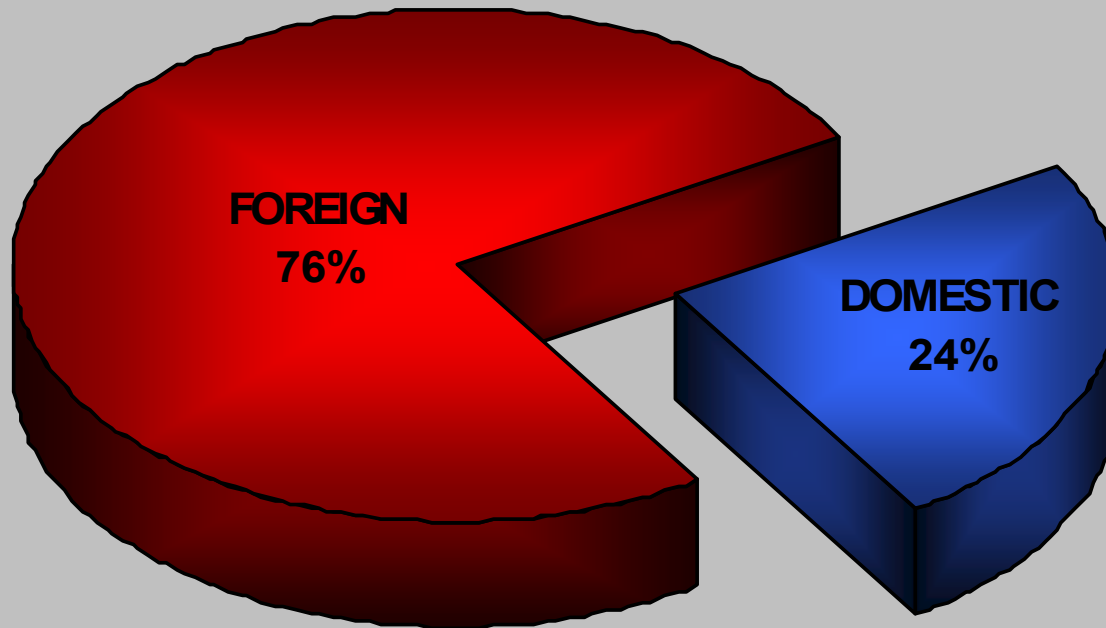


TOURIST TRAFFIC
JANUARY - MAY 2008

SOURCE: Central Bureau of Statistic
STATISTICAL DATA PROCESSING: Biserka Avdić

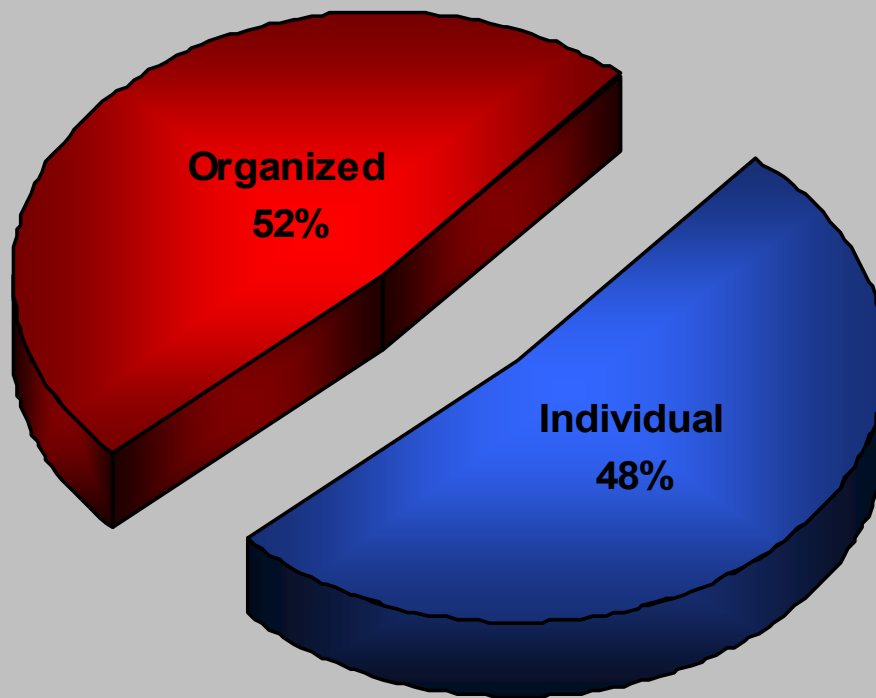
TOURIST TRAFFIC – JANUARY - MAY 2008

	TOURIST ARRIVALS			INDEX		TOURIST OVERNIGHTS			INDEX	
	2006	2007	2008	08/07	08/06	2006	2007	2008	08/07	08/06
TOTAL	1.762.059	1.983.349	2.083.492	105,05	118,24	5.422.542	5.910.604	6.230.468	105,41	114,90
DOMESTIC	555.198	611.817	617.230	100,88	111,17	1.416.588	1.429.773	1.512.547	105,79	106,77
FOREIGN	1.206.861	1.371.532	1.466.262	106,91	121,49	4.005.954	4.480.831	4.717.921	105,29	117,77



TOURIST TRAFFIC FLOW

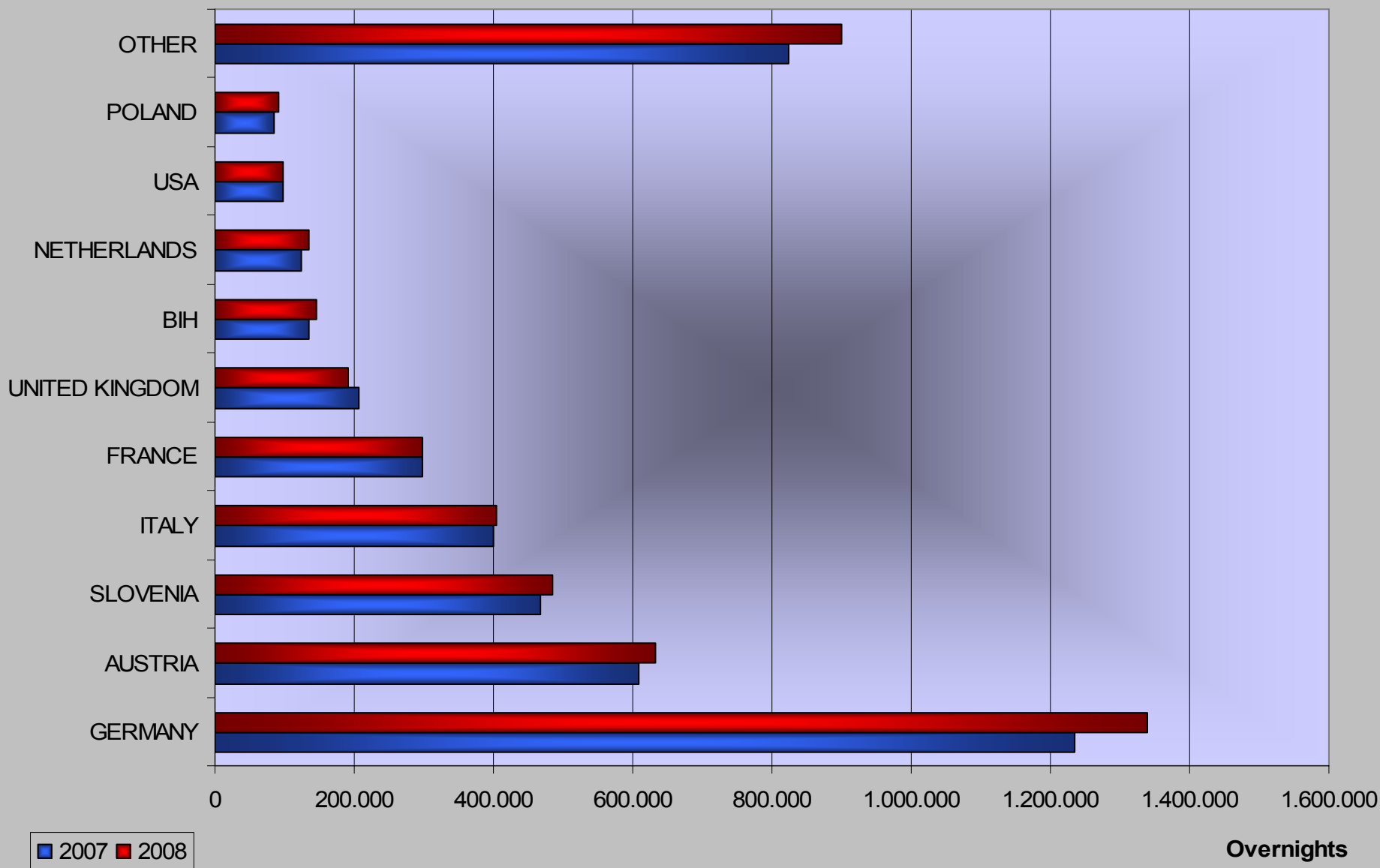
	TOURIST ARRIVALS		INDEX	STRUCTURE IN %		TOURIST OVERNIGHTS		INDEX	STRUCTURE IN %	
	2007	2008	2008/07	2007	2008	2007	2008	2008/07	2007	2008
INDIVIDUAL	1.119.622	1.126.508	100,62	56,45	54,07	2.914.745	2.987.997	102,51	49,31	47,96
DOMESTIC	387.402	370.270	95,58	19,53	17,77	834.388	829.288	99,39	14,12	13,31
FOREIGN	732.220	756.238	103,28	36,92	36,30	2.080.357	2.158.709	103,77	35,20	34,65
ORGANIZED	863.727	956.984	110,80	43,55	45,93	2.995.859	3.242.471	108,23	50,69	52,04
DOMESTIC	224.415	246.960	110,05	11,31	11,85	595.385	683.259	114,76	10,07	10,97
FOREIGN	639.312	710.024	111,06	32,23	34,08	2.400.474	2.559.212	106,61	40,61	41,08
TOTAL	1.983.349	2.083.492	105,05	100,00	100,00	5.910.604	6.230.468	105,41	100,00	100,00



TOURIST TRAFFIC ACCORDING TO COUNTRY OF ORIGIN (TOP 10)

	TOURIST ARRIVALS			INDEX		TOURIST OVERNIGHTS			INDEX	
	2006	2007	2008	08/07	08/06	2006	2007	2008	08/07	08/06
GERMANY	245.606	275.961	277.856	100,69	113,13	1.126.228	1.235.772	1.339.075	108,36	118,90
AUSTRIA	145.200	173.294	184.425	106,42	127,01	508.179	608.051	632.235	103,98	124,41
SLOVENIA	124.747	150.556	166.769	110,77	133,69	382.832	466.905	485.703	104,03	126,87
ITALY	148.041	174.212	192.079	110,26	129,75	338.944	398.960	403.690	101,19	119,10
FRANCE	121.154	100.892	98.272	97,40	81,11	347.456	298.567	297.291	99,57	85,56
UNITED KINGDOM	52.043	49.506	46.955	94,85	90,22	236.367	206.129	192.260	93,27	81,34
BOSNIA AND HERZEGOVINA	34.837	42.140	46.156	109,53	132,49	116.084	134.293	145.631	108,44	125,45
NETHERLANDS	24.994	28.799	30.880	107,23	123,55	106.434	123.754	134.779	108,91	126,63
USA	35.997	42.490	41.451	97,55	115,15	80.063	97.968	97.281	99,30	121,51
POLAND	19.537	31.450	33.483	106,46	171,38	55.943	85.583	90.963	106,29	162,60
OTHER	254.705	302.232	347.936	115,12	136,60	707.424	824.849	899.013	108,99	127,08
TOTAL	1.206.861	1.371.532	1.466.262	106,91	121,49	4.005.954	4.480.831	4.717.921	105,29	117,77

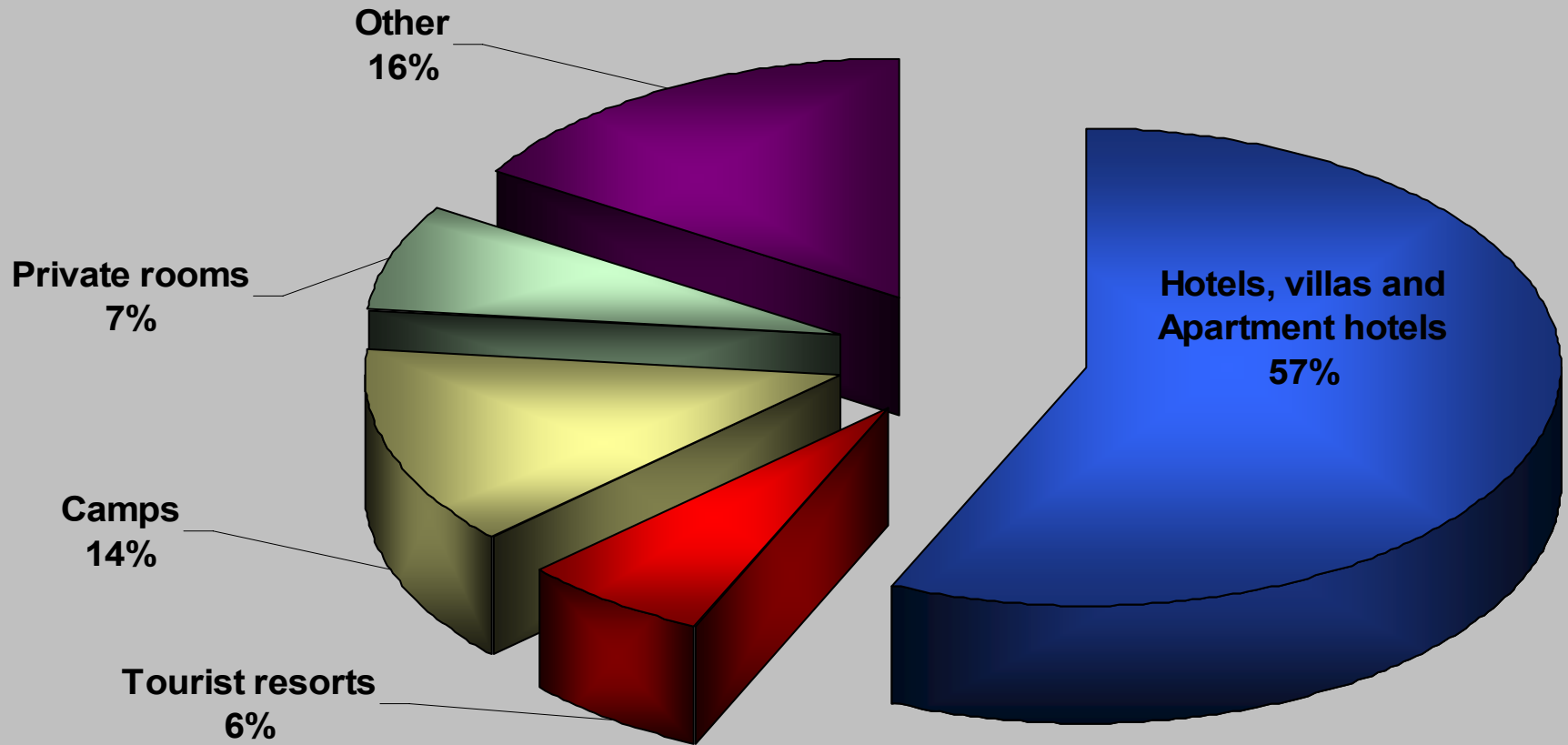
TURISTIČKI PROMET PO ZEMLJAMA PODRIJETLA (TOP 10)



TOURIST TRAFFIC BY TYPE OF ACCOMMODATION

	TOURIST ARRIVALS			INDEX		STRUCTURE IN % 2008	TOURIST OVERNIGHTS			INDEX		STRUCTURE IN % 2008.
	2006	2007	2008.	08/07	08/06		2006	2007	2008	08.07	08/06	
Hotels, villas and Apartment hotels	1.137.120	1.218.139	1.282.819	105,31	112,81	61,6	3.345.617	3.389.883	3.529.660	104,12	105,50	56,7
Tourist resorts	113.159	105.141	104.455	99,35	92,31	5,01	475.401	402.577	399.732	99,29	84,08	6,4
Apartments	15.391	24.865	1.082	4,35	7,03	0,1	69.958	117.326	4.573	3,90	6,54	0,1
Camps	150.789	195.269	196.618	100,69	130,4	9,4	640.095	827.946	844.927	102,05	132,00	13,6
Hostels	24.735	27.728	31.991	115,37	129,33	1,5	58.989	62.458	73.006	116,89	123,76	1,2
Spa	9.422	13.999	14.134	100,96	150,01	0,7	70.276	92.246	99.180	107,52	141,13	1,6
Private rooms	57.434	96.458	86.095	89,26	149,90	4,1	275.255	399.395	455.792	114,12	165,59	7,3
Nautical ports	93.499	112.722	126.376	112,11	135,16	6,1	153.435	198.202	230.518	116,30	150,24	3,7
Uncategoruzed accommodation	34.082	21.517	31.628	146,99	92,80	1,5	96.226	64.719	81.992	126,69	85,21	1,3
Other	126.428	167.511	208.294	124,35	164,75	10,0	237.290	355.852	511.088	143,62	215,39	8,2
TOTAL	1.762.059	1.983.349	2.083.492	105,05	118,24	100,0	5.422.542	5.910.604	6.230.468	105,41	114,90	100,0

STRUCTURE TOURIST TRAFFIC BY TYPE OF ACCOMMODATION



TOURIST TRAFFIC BY COUNTIES

COUNTY OF	TOURIST ARRIVALS			INDEX		TOURIST OVERNIGHTS			INDEX	
	2006	2007	2008	2008/ 2007	2008/ 2006	2006	2007	2008	2008/ 2007	2008/ 2006
ZAGREB	12.236	11.665	14.401	123,45	117,69	24.174	25.166	28.806	114,46	119,16
KRAPINA - ZAGORJE	20.345	26.751	27.867	104,17	136,97	54.444	70.227	80.523	114,66	147,90
SISAK-MOSLAVINA	9.884	12.169	12.172	100,02	123,15	31.814	39.294	41.785	106,34	131,34
KARLOVAC	26.885	27.838	30.739	110,42	114,34	54.103	54.897	62.082	113,09	114,75
VARAŽDIN	19.301	17.005	18.758	110,31	97,19	65.560	55.607	60.190	108,24	91,81
KOPRIVNICA-KRIŽEVCI	5.171	6.367	6.526	102,50	126,20	10.491	12.797	11.659	91,11	111,13
BJELOVAR-BILOGORA	4.939	5.326	5.738	107,74	116,18	10.997	11.345	12.081	106,49	109,86
PRIMORJE-GORSKI KOTAR	352.026	399.322	402.696	100,84	114,39	1.070.403	1.195.898	1.217.282	101,79	113,72
LIKA-SENJ	42.589	48.834	49.720	101,81	116,74	68.207	87.753	85.158	97,04	124,85
VIROVITICA-PODRAVINA	4.330	6.342	6.392	100,79	147,62	10.950	13.666	14.368	105,14	131,21
POŽEGA-SLAVONIJA	2.441	3.213	2.964	92,25	121,43	4.133	5.840	6.379	109,23	154,34
BROD-POSAVINA	7.615	7.537	8.845	117,35	116,15	13.474	13.876	16.387	118,10	121,62
ZADAR	102.830	119.089	131.682	110,57	128,06	274.508	329.435	369.558	112,18	134,63
OSIJEK-BARANJA	28.999	35.177	35.612	101,24	122,80	60.269	75.953	72.286	95,17	119,94
ŠIBENIK-KNIN	90.018	102.872	111.066	107,97	123,38	261.116	283.194	306.405	108,20	117,34
VUKOVAR-SRIJEM	12.057	13.413	15.165	113,06	125,78	23.215	31.758	31.638	99,62	136,28
SPLIT-DALMATIA	200.583	230.294	229.889	99,82	114,61	638.691	686.936	694.365	101,08	108,72
ISTRA	426.670	493.603	519.929	105,33	121,86	1.728.231	1.903.272	2.035.997	106,97	117,81
DUBROVNIK-NERETVA	180.626	179.795	188.902	105,07	104,58	642.950	581.247	605.391	104,15	94,16
MEDIMURJE	7.482	10.678	13.432	125,79	179,52	19.547	24.532	29.840	121,64	152,66
CITY OF ZAGREB	205.032	226.059	250.997	111,03	122,42	355.265	407.911	448.288	109,90	126,18
TOTAL	1.762.059	1.983.349	2.083.492	105,05	118,24	5.422.542	5.910.604	6.230.468	105,41	114,90