

TURISTIČKA AKTIVNOST STANOVNIŠTVA REPUBLIKE HRVATSKE U 2018.
– privremeni podaci
TOURIST ACTIVITY OF POPULATION OF REPUBLIC OF CROATIA, 2018
– Provisional Data

U 2018. na privatna višednevna putovanja odlazilo je 47% stanovništva Hrvatske

U 2018. na barem jednome privatnom višednevnom putovanju bilo je 1,7 milijuna osoba ili 46,5% stanovništva Hrvatske u dobi od 15 i više godina.

Ukupno je ostvareno 4,3 milijuna privatnih višednevnih putovanja, od toga je 2,8 milijuna (64,0%) bilo u Hrvatskoj, a 1,6 milijuna (36,0%) u inozemstvu. U inozemstvo se najviše putovalo u Bosnu i Hercegovinu (21,7%), Njemačku (13,3%), Sloveniju (9,6%), Italiju (9,2%) i Austriju (7,9%).

Najčešći motivi odlaska na privatno višednevno putovanje jesu odmor na moru (1,4 milijuna putovanja ili 31,2%) te posjet rodbini i prijateljima (1,3 milijun putovanja ili 30,6%).

Najviše noćenja ostvareno u nekomercijalnom smještaju

Na privatnim višednevnim putovanjima stanovništvo Hrvatske u dobi od 15 i više godina ostvarilo je ukupno 24,7 milijuna noćenja, od toga su 16,1 milijuna noćenja (65,0%) ostvarena u Hrvatskoj, a 8,7 milijuna (35,0%) na putovanjima u inozemstvu. Na jednom putovanju ostvareno je prosječno 5,7 noćenja. Na putovanjima u Hrvatskoj ostvareno je prosječno 5,8 noćenja, a 5,6 noćenja na putovanjima u inozemstvu.

Prema vrsti smještaja, najviše noćenja ostvareno je u nekomercijalnim smještajnim objektima (16,2 milijuna noćenja ili 65,6%), od toga kod rodbine i prijatelja 9,9 milijuna noćenja, a u vlastitim kućama i stanovima za odmor (vikendicama) 6,0 milijuna noćenja.

Prosječni izdaci po putovanju iznosili su 2 000 kuna

Ukupni izdaci na privatnim višednevnim putovanjima iznosili su 8,7 milijardi kuna, od toga 3,9 milijardi kuna (44,7%) u Hrvatskoj, a 4,8 milijardi (55,3%) u inozemstvu. Prosječni izdaci po privatnom višednevnom putovanju iznosili su 2 000 kuna.

U 2018. nije putovalo 53% stanovništva Hrvatske, najčešće iz financijskih razloga

Na privatna višednevna putovanja u 2018. nije putovalo 1,9 milijuna ili 53,5% stanovništva Hrvatske u dobi od 15 i više godina. Najčešći razlozi neodlaska na privatna višednevna putovanja (mogućnost više odgovora) bili su: nedostatak financijskih sredstava (51,0%), zdravstveni razlozi (28,4%) te nedostatak slobodnog vremena zbog obiteljskih obveza (17,7%).

U 2018. na poslovna višednevna putovanja odlazilo je 8% stanovništva Hrvatske

U 2018. na barem jednome poslovnom višednevnom putovanju bilo je 299 tisuća osoba ili 8,2% stanovništva Hrvatske u dobi od 15 i više godina. Ukupno je ostvareno 923 tisuće poslovnih putovanja, od toga je 424 tisuće putovanja (45,9%) bilo u Hrvatskoj, a 499 tisuća (54,1%) u inozemstvu.

Ostvareno 5,9 milijuna jednodnevnih putovanja

U 2018. stanovništvo Hrvatske u dobi od 15 i više godina ostvarilo je 5,9 milijuna jednodnevnih putovanja, od toga je 4,9 milijuna (82,5%) bilo privatnih, a 1,0 milijun (17,5%) poslovnih.

2018 saw 47% of the population of the Republic of Croatia that went on private trips with overnight stays

In 2018, there were 1.7 million persons or 46.5% of the population of the Republic of Croatia aged 15 and over who went on at least one private trip with overnight stays.

A total of 4.3 million private trips with overnight stays were realised, of which 2.8 million (64.0%) were realised in Croatia and 1.6 million (36.0%) were realised abroad. The most common international destinations were Bosnia and Herzegovina (21.7%), Germany (13.3%), Slovenia (9.6%), Italy (9.2%) and Austria (7.9%).

The most common reasons for going on a private trip with overnight stays were seaside vacation (1.4 million trips or 31.2%) and visiting relatives and friends (1.3 million trips or 30.6%).

The largest number of nights was realised in non-commercial accommodation

The population of the Republic of Croatia aged 15 and over realised a total of 24.7 million nights on trips with overnight stays, of which 16.1 million (65.0%) were realised in Croatia, while 8.7 million (35.0%) were realised abroad. An average of 5.7 nights were realised on a single trip. An average of 5.8 nights were realised on trips in Croatia, while for trips abroad the average amounted to 5.6 nights.

By type of accommodation, the largest number of nights was realised in non-commercial accommodation establishments (16.2 million nights or 65.6%), of which 9.9 million nights were realised in non-commercial accommodation establishments owned by relatives and friends and 6.0 million nights were realised in own vacation dwellings.

Average travel expenditures amounted to 2 000 kuna

The total expenditure on private trips with overnight stays amounted to 8.7 billion kuna, of which 3.9 billion (44.7%) were spent in Croatia, while 4.8 billion (55.3%) were spent abroad. Average travel expenditure per private trip with overnight stays amounted to 2 000 kuna.

2018 saw 53% of the population of the Republic of Croatia that did not go on a trip, usually due to financial reasons

Out of the total population of the Republic of Croatia aged 15 and over, 1.9 million or 53.5% of them did not go on a private trip with overnight stays in 2018. The most common reasons for not going on private trips with overnight stays (multiple answers possible) were the lack of finances (51.0%), health reasons (28.4%) and lack of free time due to family obligations (17.7%).

2018 saw 8% of the population of the Republic of Croatia that went on business trips with overnight stays

There were 299 thousand persons or 8.2% of the total population of the Republic of Croatia aged 15 and over in 2018 that went on at least one business/professional trip with overnight stays. A total of 923 thousand business/professional trips were realised, of which 424 thousand (45.9%) were realised in the Republic of Croatia and 499 thousand (54.1%) abroad.

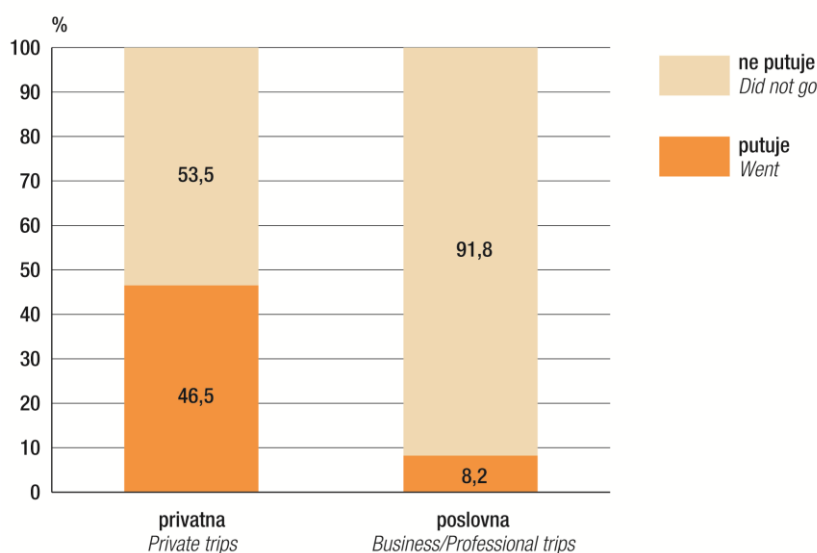
5.9 million same-day visits were realised

In 2018, the population of the Republic of Croatia aged 15 and over realised 5.9 million same-day visits, out of which 4.9 million (82.5%) were for private and 1.0 million (17.5%) were for business/professional purposes.

1. BROJ STANOVNIKA REPUBLIKE HRVATSKE KOJI SU ODLAZILI NA PRIVATNA VIŠEDNEVNA PUTOVANJA U 2018. PREMA ODREDIŠTU PUTOVANJA I DULJINI BORAVKA
NUMBER OF CITIZENS OF REPUBLIC OF CROATIA WHO WENT ON PRIVATE TRIPS WITH OVERNIGHT STAYS, BY TRIP DESTINATION AND DURATION OF STAY, 2018

	Ukupno <i>Total</i>	Broj osoba na privatnim višednevnim putovanjima <i>Number of persons on private trips with overnight stays</i>					
		prema odredištu putovanja <i>By trip destination</i>			prema duljini boravka <i>By duration of stay</i>		
		samo u Hrvatskoj <i>Only in Croatia</i>	samo u inozemstvo <i>Only abroad</i>	i u Hrvatsku i u inozemstvo <i>In Croatia and abroad</i>	barem na jednom putovanju s 1 – 3 noćenja <i>On one trip at least with 1 – 3 nights</i>	barem na jednom putovanju s 4 i više noćenja <i>On one trip at least with 4 and more nights</i>	
Ukupno	1 687 520	930 645	294 358	462 518	958 771	1 284 699	<i>Total</i>
Muški	823 612	441 366	150 794	231 452	476 761	613 032	<i>Men</i>
Ženski	863 908	489 279	143 564	231 065	482 010	671 667	<i>Women</i>
Dob							<i>Age</i>
15 – 24	375 098	182 962	(89 274)	102 862	195 680	297 451	15 – 24
25 – 34	305 341	148 857	(38 518)	117 966	193 403	234 445	25 – 34
35 – 44	353 765	200 948	(50 063)	102 754	208 182	279 940	35 – 44
45 – 54	295 633	182 691	(50 054)	62 888	171 204	206 414	45 – 54
55 – 64	197 278	111 548	38 945	46 785	111 104	149 604	55 – 64
65 i više	160 405	103 639	27 503	29 262	79 198	116 845	65 and over

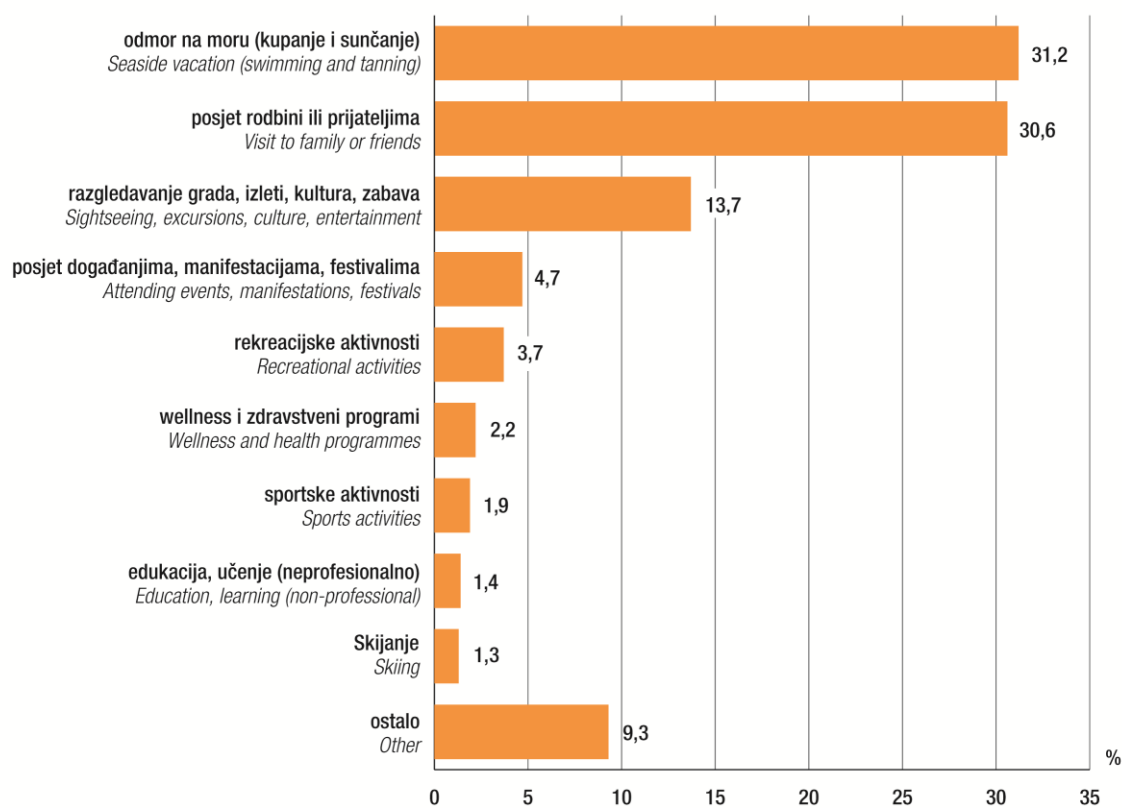
G-1. UDIO STANOVNIŠTVA KOJE JE ODLAZILO NA VIŠEDNEVNA PUTOVANJA U 2018.
SHARE OF POPULATION WHO WENT ON TRIPS WITH OVERNIGHT STAYS, 2018



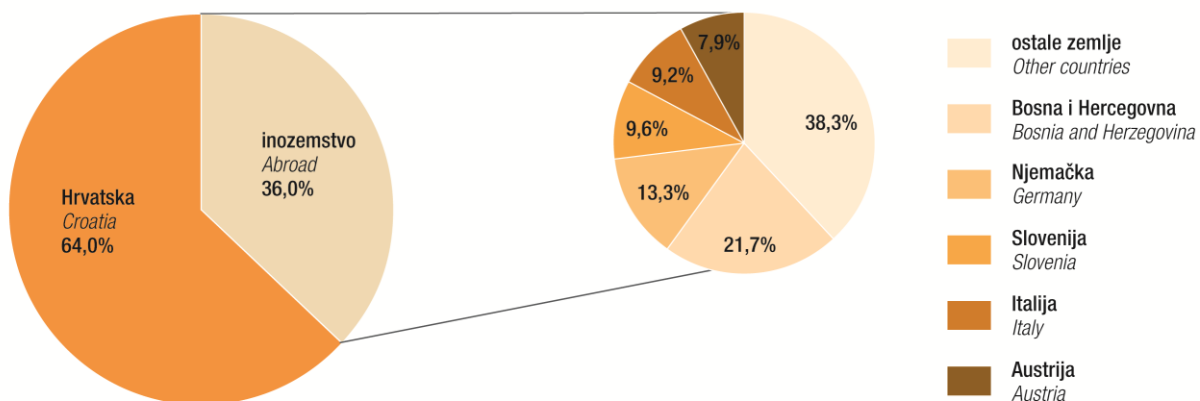
2. PRIVATNA I POSLOVNA VIŠEDNEVNA PUTOVANJA U 2018.
PRIVATE AND BUSINESS/PROFESSIONAL TRIPS WITH OVERNIGHT STAYS, 2018

	Broj putovanja, tis. <i>Number of trips, '000</i>	Broj noćenja, tis. <i>Number of nights, '000</i>	Ukupni izdaci, mil. kn <i>Total expenditures, mln kuna</i>	Prosječan broj noćenja po putovanju <i>Average number of nights per trip</i>	Prosječni izdaci po putovanju, kn <i>Average expenditures per trip, kuna</i>	Prosječni dnevni izdaci, kn <i>Average expenditures per day, kuna</i>	
Ukupno	5 255	29 207	12 333	5,6	2 347	422	<i>Total</i>
Privatna	4 332	24 739	8 665	5,7	2 000	350	<i>Private</i>
U Hrvatskoj	2 773	16 084	3 871	5,8	1 395	241	<i>In Croatia</i>
1 – 3 noćenja	1 382	2 806	1 223	2,0	885	436	<i>1 – 3 nights</i>
4 i više noćenja	1 391	13 278	2 648	9,5	1 903	199	<i>4 and more nights</i>
U inozemstvo	1 559	8 655	4 794	5,6	3 076	554	<i>Abroad</i>
1 – 3 noćenja	810	1 699	1 429	2,1	1 764	841	<i>1 – 3 nights</i>
4 i više noćenja	749	6 955	3 364	9,3	4 494	484	<i>4 and more nights</i>
Poslovna	923	4 468	3 668	4,8	3 972	821	<i>Business/Professional</i>
U Hrvatskoj	424	1 497	875	3,5	2 062	584	<i>In Croatia</i>
U inozemstvo	499	2 971	2 794	5,9	5 596	940	<i>Abroad</i>

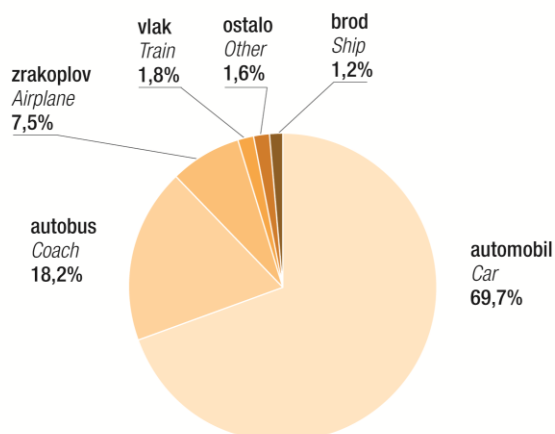
G-2. MOTIVI PRIVATNIH VIŠEDNEVNIH PUTOVANJA U 2018.
MOTIVES FOR PRIVATE TRIPS WITH OVERNIGHT STAYS, 2018



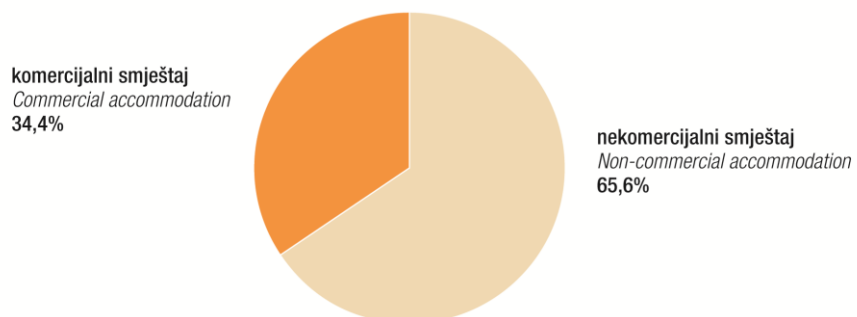
G-3. PRIVATNA VIŠEDNEVNA PUTOVANJA PREMA ZEMLJI ODREDIŠTA U 2018.
PRIVATE TRIPS WITH OVERNIGHT STAYS, BY COUNTRY OF DESTINATION, 2018



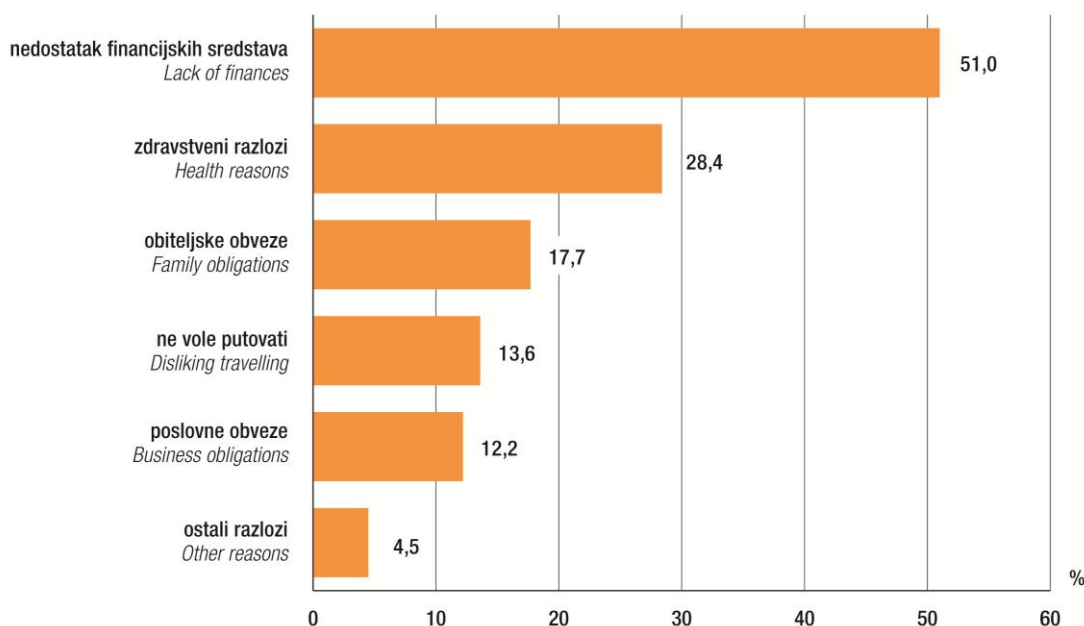
G-4. PRIVATNA VIŠEDNEVNA PUTOVANJA PREMA GLAVNOM PRIJEVOZNOM SREDSTVU U 2018.
PRIVATE TRIPS WITH OVERNIGHT STAYS, BY MAIN TRANSPORTATION MEAN, 2018



G-5. NOĆENJA NA PRIVATNIM VIŠEDNEVNIM PUTOVANJIMA PREMA VRSTI SMJEŠTAJA U 2018.
NIGHTS ON PRIVATE TRIPS WITH OVERNIGHT STAYS, BY TYPE OF ACCOMMODATION, 2018



G-6. GLAVNI RAZLOZI NEODLASKA NA PRIVATNA VIŠEDNEVNA PUTOVANJA U 2018.¹⁾
MAIN REASONS FOR NOT GOING ON PRIVATE TRIPS WITH OVERNIGHT STAYS, 2018¹⁾



1) Mogućnost više odgovora
 1) Multiple answers possible.

3. PRIVATNA I POSLOVNA JEDNODNEVNA PUTOVANJA U 2018.
PRIVATE AND BUSINESS/PROFESSIONAL SAME-DAY VISITS, 2018

	Broj putovanja, tis. <i>Number of visits, '000</i>	Ukupni izdaci, mil. kn <i>Total expenditures, mln kuna</i>	Prosječni izdaci po putovanju, kn <i>Average expenditures per visit, kuna</i>	
Ukupno	5 890	2 498	424	<i>Total</i>
Privatna	4 858	2 010	414	<i>Private</i>
U Hrvatskoj	4 037	1 479	366	<i>In Croatia</i>
U inozemstvo	822	531	646	<i>Abroad</i>
Poslovna	1 032	488	473	<i>Business/Professional</i>
U Hrvatskoj	932	387	415	<i>In Croatia</i>
U inozemstvo	100	101	1 012	<i>Abroad</i>

4. KOEFICIJENT VARIJACIJE I INTERVAL POUZDANOSTI U 2018.
COEFFICIENT OF VARIATION AND RELIABILITY INTERVAL, 2018

	Procijenjena vrijednost <i>Estimated value</i>	Koeficijent varijacije, % <i>Coefficient of variation, %</i>	95%-tni interval pouzdanosti <i>95% reliability interval</i>	
			donja granica <i>Lower limit</i>	gornja granica <i>Higher limit</i>

Broj osoba na višednevnim putovanjima
Number of persons on trips with overnight stays

Broj osoba na privatnim putovanjima	1 687 520	2,2	1 613 756	1 761 285	<i>Number of persons on private trips</i>
Samo u Hrvatskoj	930 645	3,0	876 018	985 272	<i>Only in Croatia</i>
Samo u inozemstvo	294 358	5,9	260 294	328 421	<i>Only abroad</i>
I u Hrvatsku i u inozemstvo	462 518	4,0	426 441	498 594	<i>In Croatia and abroad</i>
Na putovanjima s 1 – 3 noćenja	958 771	2,6	909 287	1 008 256	<i>With 1 – 3 nights</i>
Na putovanjima s 4 i više noćenja	1 284 699	2,6	1 219 205	1 350 193	<i>With 4 and more nights</i>
Broj osoba na poslovnim putovanjima	298 812	3,7	276 956	320 668	<i>Number of persons on business/professional trips</i>

4. KOEFICIJENT VARIJACIJE I INTERVAL POUZDANOSTI U 2018.
COEFFICIENT OF VARIATION AND RELIABILITY INTERVAL, 2018

(nastavak)
 (continued)

	Procijenjena vrijednost <i>Estimated value</i>	Koeficijent varijacije, % <i>Coefficient of variation, %</i>	95%-tni interval pouzdanosti <i>95% reliability interval</i>		
			donja granica <i>Lower limit</i>	gornja granica <i>Higher limit</i>	
Broj višednevnih putovanja <i>Number of trips with overnight stays</i>					
Privatna putovanja	4 331 637	1,6	4 198 308	4 464 967	<i>Private trips</i>
U Hrvatskoj	2 773 053	2,4	2 642 747	2 903 358	<i>In Croatia</i>
U inozemstvo	1 558 585	3,3	1 456 746	1 660 424	<i>Abroad</i>
Poslovna putovanja	923 487	6,4	805 973	1 041 001	<i>Business/Professional trips</i>
U Hrvatskoj	424 201	11,0	332 423	515 980	<i>In Croatia</i>
U inozemstvo	499 286	9,3	408 382	590 190	<i>Abroad</i>
Broj noćenja na višednevnim putovanjima <i>Number of nights on trips with overnight stays</i>					
Noćenja na privatnim putovanjima	24 738 780	2,8	23 376 064	26 101 496	<i>Nights on private trips</i>
U Hrvatskoj	16 083 865	3,7	14 910 540	17 257 189	<i>In Croatia</i>
U inozemstvo	8 654 915	5,2	7 772 803	9 537 028	<i>Abroad</i>
Noćenja na poslovnim putovanjima	4 468 154	9,1	3 668 337	5 267 972	<i>Nights on business/professional trips</i>
U Hrvatskoj	1 497 464	13,5	1 100 384	1 894 545	<i>In Croatia</i>
U inozemstvo	2 970 690	12,8	2 220 807	3 720 573	<i>Abroad</i>
Izdaci višednevnih putovanja, u kunama <i>Expenditures of trips with overnight stays, kuna</i>					
Izdaci na privatnim putovanjima	8 664 503 764	3,2	8 118 066 904	9 210 940 625	<i>Expenditures on private trips</i>
U Hrvatskoj	3 870 939 427	3,9	3 573 162 077	4 168 716 777	<i>In Croatia</i>
U inozemstvo	4 793 564 338	5,3	4 294 477 533	5 292 651 142	<i>Abroad</i>
Izdaci na poslovnim putovanjima	3 668 314 439	8,1	3 080 875 043	4 255 753 835	<i>Expenditures on business/professional trips</i>
U Hrvatskoj	874 546 834	13,9	635 295 591	1 113 798 077	<i>In Croatia</i>
U inozemstvo	2 793 767 605	10,4	2 223 755 017	3 363 780 193	<i>Abroad</i>

METODOLOŠKA OBJAŠNJENJA

Svrha statističkog istraživanja

Svrha statističkog istraživanja Turistička aktivnost stanovništva Republike Hrvatske jest prikupiti podatke o nacionalnom turizmu, tj. podatke o broju i obilježjima putovanja stanovništva Hrvatske izvan uobičajene sredine. Cilj je procijeniti koliko putuju stanovnici Hrvatske, zašto odlaze na putovanja, gdje i kada odlaze na putovanja, koliko traju putovanja te koliki su izdaci na putovanjima. Za ispitanike koji nisu odlazili na privatna višednevna putovanja prikupljaju se podaci o glavnim razlozima neodlaska na putovanja.

U ovom Priopćenju prikazuju se privremeni rezultati istraživanja te metode provođenja. U pojedinim tablicama ukupni zbroj ne odgovara zbroju pojedinačnih podataka zbog zaokruživanja.

Pravna i metodološka osnova

Istraživanje se provodi prema Zakonu o službenoj statistici (NN, br. 103/03., 75/09., 59/12. i 12/13. – pročišćeni tekst) i prema Uredbi (EU) br. 692/2011 Europskog parlamenta i Vijeća o europskoj statistici turizma.

NOTES ON METHODOLOGY

The purpose of the statistical survey

The purpose of the statistical survey *Tourist Activity of the Population of the Republic of Croatia* is to gather data on national tourism, that is, the data on the number and characteristics of travels of the Croatian population outside their usual environment. The goal is to assess to what extent does the Croatian population travel, their reasons for going on a trip, where and when they travel, how long do the trips last and what the trip expenditures amount to. For the surveyed persons who did not go on a private trip with overnight stays, the data on the reasons for not going on a trip were gathered.

This First Release presents the provisional survey results and the methods according to which the survey was carried out. In individual tables the total sum does not equal the sum of individual figures due to the rounding of the figures.

Legal basis

The survey is carried out according to the Official Statistical Act (NN, Nos 103/03, 75/09, 59/12 and 12/13 – consolidated text) and the Regulation (EU) No. 692/2011 of the European Parliament and of the Council concerning European statistics on tourism.

Povjerljivost

Prema Zakonu o službenoj statistici (NN, br. 103/03., 75/09., 59/12. i 12/13. – pročišćeni tekst) i Uredbi (EU) br. 223/2009 o europskim statistikama zajamčena je tajnost svih podataka koje ispitanici daju o sebi i članovima svoga kućanstva. Prikupljeni podaci upotrebljavaju se isključivo za statističke svrhe i objavljuju u agregiranom obliku.

Jedinice promatranja

Jedinica promatranja za broj osoba koje su bile na putovanju jest stanovnik Hrvatske u dobi od 15 i više godina. Jedinica promatranja za podatke o broju višednevnih i jednodnevnih putovanja i njihovim obilježjima jest putovanje stanovnika Hrvatske u dobi od 15 i više godina.

Obuhvat

Okvir za izbor uzorka je imenik fiksnih i mobilnih telefonskih linija u Republici Hrvatskoj. U istraživanju se koristio stratificirani slučajni uzorak, stratificiran s obzirom na županiju i vrstu telefonske linije (fiksna ili mobilna). Ciljana populacija u istraživanju su stanovnici Republike Hrvatske u dobi od 15 i više godina koji žive u privatnim kućanstvima. Nije uključeno stanovništvo koje živi u institucijama (staračkim domovima, zatvorima i slično), državljani Republike Hrvatske koji žive u inozemstvu i strani državljani koji žive u Hrvatskoj. Ako se u uzorku radilo o fiksnoj telefonskoj liniji, ispitanik se u pripadajućem slučajno izabranom kućanstvu biraio metodom rođendanskoga ključa.

Izvori i metode prikupljanja podataka

Podaci o turističkoj aktivnosti stanovništva Hrvatske u 2018. prikupljeni su putem telefonskog intervjua uz podršku računala (metoda CATI) na reprezentativnom uzorku od ukupno 22 000 stanovnika Hrvatske u dobi od 15 i više godina.

Podaci su prikupljeni provođenjem četiri vala istraživanja CATI. Referentno razdoblje je tromjesečje. Putovanje mora završiti u referentnom razdoblju, a može započeti do 365 dana ranije.

Prvi val prikupljanja podataka proveden je u travnju 2018. i obuhvatio je turističku aktivnost stanovništva Hrvatske od siječnja do ožujka 2018. Drugi val proveden je u srpnju 2018. i obuhvatio je turističku aktivnost stanovništva Hrvatske od travnja do lipnja 2018. Treći val proveden je u listopadu 2018. obuhvaćajući turističku aktivnost stanovništva Hrvatske od srpnja do rujna 2018. Četvrti val proveden je u siječnju i veljači 2019. obuhvaćajući turističku aktivnost stanovništva Hrvatske od listopada do prosinca 2018. i u cijeloj 2018.

Obilježja putovanja prate se na razini najviše tri višednevna i najviše tri jednodnevna putovanja. Za pojedino putovanje prikupljaju se sljedeći podaci: vrsta putovanja (privatno ili poslovno putovanje), glavni razlog odlaska na putovanje, mjesec odlaska na putovanje, trajanje putovanja za višednevna putovanja (broj noćenja), država odredišta za putovanja u inozemstvo, organizacija putovanja (samostalno, posredstvom agencije), glavno prijevozno sredstvo, vrsta smještaja na višednevnim putovanjima, broj osoba za koju se iskazuju izdaci, izdaci na putovanju, struktura izdataka na višednevnim putovanjima.

Osim navedenih obilježja putovanja, prikupljaju se i podaci o sociodemografskom profilu populacije (spol, dob, stupanj obrazovanja, broj članova kućanstva, radni status, županija).

S obzirom na to da se podaci o turističkoj aktivnosti stanovništva Hrvatske odnose na svako pojedino tromjesečno razdoblje, spajanjem rezultata četiriju tromjesečnih razdoblja nije moguće procijeniti broj/udio osoba koje su u promatranoj godini bile, ili nisu bile, na putovanju. Procjena broja osoba koje su putovale izračunana je na osnovi 7 000 ispitanika anketiranih u posljednjem (četvrtom) valu anketiranja u kojem su obuhvaćena i putovanja tijekom cijele 2018.

Confidentiality

According to the Official Statistics Act (NN, Nos 103/03, 75/09, 59/12 and 12/13 – consolidated text) and the Regulation (EU) No 223/2009 concerning European statistics on tourism, the confidentiality of all personal data on the household and its members given by respondents is guaranteed. The collected data are used solely for statistical purposes and they are published at the aggregate level.

Observation units

The observation units for the number of persons who went on a trip are Croatian citizens aged 15 and over. The observation unit for data on the number of trips with overnight stays and same-day visits and their characteristics is a trip of a Croatian citizen aged 15 and over.

Coverage

The basis for the sampling frame is a directory of fixed and mobile telephone lines in the Republic of Croatia. A random sample stratified according to the county and type of telephone line (fixed or mobile) was used in the survey. The target population for a survey are citizens of the Republic of Croatia aged 15 and over who live in private households, excluding population living in institutional households (homes for the elderly, prisons and the like), citizens of the Republic of Croatia living abroad and foreign citizens living in Croatia. In case of a fixed telephone line, a surveyed person was selected from a chosen household according to the birthday key method.

Sources and methods of data collection

The data on tourist activity of the Croatian population in 2018 were gathered through telephone interviews with computer support (CATI method) on a representative sample of a total of 22 000 Croatian citizens aged 15 and over.

The data were gathered by carrying out four waves of CATI research. A quarter is taken as the reference period. A travel had to end within the reference period and could have started up to 365 days prior to its end.

The first round of gathering data was carried out in April 2018 and included the tourist activity of the population of the Republic of Croatia in the period from January to March 2018. The second round was carried out in July 2018 and included the tourist activity of the population of the Republic of Croatia in the period from April to June 2018. The third round was carried out in October 2018 and included the tourist activity of the population of the Republic of Croatia in the period from July to September 2018. The fourth round was carried out in January and February 2019 and included the tourist activity of the population of the Republic of Croatia in the period from October to December 2018 and in whole 2018.

The characteristics of trips are monitored on the level of three overnight stays and three same-day visits as the upper limit. The following data are gathered for each individual trip: type of trip (private, business/professional), the main reason for going on the trip, the month in which the person went on the trip, the duration of the trip with overnight stays (the number of nights), the destination country for trips abroad, the organisation of the trip (self-organised, through an agency), the main transportation vehicle, the type of accommodation on trips with overnight stays, the number of persons for which expenditures are presented, the trip expenditures, the structure of expenditures on trips with overnight stays.

Except for the previously mentioned characteristics of trips, data are also gathered on the socio-demographic profile of the population (age, sex, level of education, number of persons in the household, status in employment, county).

Due to the fact that the data on tourist activity of the population of the Republic of Croatia refer to each individual quarterly period, merging the results of four quarterly periods does not allow for the assessment of the number/share of persons who went and who did not go on a trip in the observed year. The assessment of the number of persons who went on a trip was calculated on the basis of 7 000 surveyed persons who were surveyed in the last (fourth) survey wave in which the trips throughout the whole 2018 year were included.

U analizi točnosti procjena prikazana je procjena zbroja, koeficijent varijacije u postotku te 95% interval pouzdanosti za procjenu zbroja.

In the analysis of the accuracy of estimates, the sum estimate, coefficient of variation expressed in percentage and a 95% reliability interval used in the sum estimate are presented.

Stopa odgovora

Stopa odgovora je 66,7% svih prihvatljivih jedinica.

Response rate

The response rate was 66.7% of all eligible units.

Najviše neodgovora prisutno je na pitanjima o izdacima za putovanje. Ovaj problem neodgovora ublažen je sekvencijalnom metodom imputacije *hot-deck*.

The highest non-response rate was recorded for questions regarding trip expenditures. This non-response problem was mitigated by applying a sequential hot-deck imputation method.

Stope imputacije: izdaci za prijevoz, 17,2%, izdaci za smještaj, 16,1%, izdaci za hranu i piće u ugostiteljskim objektima, 16,2%, ostali izdaci, 11,5%.

Imputation rates: transportation expenditures 17.2%, accommodation expenditures 16.1%, expenditures for food and drinks in hotel and restaurant establishments 16.2%, other expenditures 11.5%.

Definicije

Turizam su aktivnosti osoba koje putuju i borave u mjestima izvan svoje uobičajene sredine, ne dulje od jedne godine, zbog odmora, posla ili drugih razloga nevezanih uz aktivnosti za koje bi primili ikakvu naknadu u mjestu posjeta.

Definitions

Tourism means the activity of visitors taking a trip to a main destination outside their usual environment for less than a year, for leisure, business or other personal purpose other than to be employed by a resident entity in the place visited.

Uobičajenu sredinu (okruženje) neke osobe čini neposredna blizina doma i mjesto rada ili školovanja te ostala često posjećivana mjesta. Postoji samo jedna uobičajena sredina neke osobe. Uobičajenu sredinu određuju četiri kriterija: prelazak administrativne granice prebivališta, trajanje putovanja, učestalost odlaska na putovanja i razlog odlaska na putovanje.

Usual environment of a person is immediate vicinity of the person's home and place of work or schooling, or other places that the person regularly visits. Each person has only one usual environment. The following criteria define a usual environment: crossing of the administrative borders of the distance from the place of usual residence; duration of a trip; the frequency of going on a trip; the purpose of a trip.

Prebivalište je mjesto u kojem se osoba nastanila s namjerom da u njemu stalno živi.

Place of usual residence is considered a place where a person came with an intention of permanent residence.

Nacionalni turizam zemlje obuhvaća domaći turizam, tj. aktivnost stanovnika zemlje koji putuju i borave na mjestima unutar zemlje, ali izvan svog uobičajenog okruženja, i izlazni turizam, tj. aktivnost stanovnika zemlje koji putuju i borave na mjestima izvan granica zemlje i izvan svoga uobičajenog okruženja.

National tourism of a country encompasses national tourism, which includes activities of citizens of a particular country who travel and accommodate in places within that country but outside their usual environment, and outbound tourism, which includes the activities of citizens of a particular country who travel and accommodate in places outside the borders of that country and outside their usual environment.

Posjetitelj je svaka osoba koja putuje u mjesto različito od svoga uobičajenog okruženja na vrijeme kraće od 12 mjeseci neprekidno i čija je glavna svrha putovanja različita od obavljanja određene aktivnosti koja se financira iz posjećenog mjesta, pri čemu postaje turist ako provede barem jednu noć u smještajnom objektu. Posjetitelje čine turisti i jednodnevni posjetitelji.

Visitor is every person who travels to a place different from his/her usual environment for a period shorter than 12 months without interruption and whose main purpose of travelling differs from performing a particular activity financed by a resident entity in the place visited, providing that he/she spends at least one night in an accommodation establishment. Visitors include tourists and same-day visitors.

Turist je svaka osoba koja u mjestu izvan svoje uobičajene sredine provede najmanje jednu noć u komercijalnom ili nekomercijalnom smještajnom objektu radi odmora, rekreacije, posjeta rodbini i prijateljima, očuvanja i unapređenja zdravlja, poslovnih, vjerskih i drugih razloga. U turiste se ne uključuju migranti, pogranični radnici, diplomati, članovi vojnih snaga na redovitim zadacima, prognanici i nomadi.

Tourist is every person who, outside his/her place of permanent residence, spends at least one night in a commercial or non-commercial accommodation establishment for reasons of rest, recreation, visit to family and friends, preservation and improvement of health, business, religious and other reasons. Tourists exclude migrants, borderline workers, diplomats, military force members on their regular duties, displaced persons and nomads.

Jednodnevni posjetitelj jest svaka osoba koja putuje u mjesto različito od svoga uobičajenog okruženja i ne provede noć u ugostiteljskome ili drugom objektu za smještaj i čija je glavna svrha putovanja različita od obavljanja određene aktivnosti koja se financira iz posjećenog mjesta.

Same-day visitor is every person who travels to a place outside his/her usual environment, who does not spend a night in a hotel or some other tourist accommodation establishment and whose main purpose of travelling differs from performing a particular activity financed by a resident entity in the place visited.

Prema kriteriju trajanja, putovanja mogu biti jednodnevna i višednevna.

According to the duration criterion, there are same-day visits and trips with overnight stays.

Jednodnevna putovanja jesu putovanja izvan uobičajene sredine, na kojima se u određitu provede minimalno tri, a manje od 24 sata (nije ostvareno noćenje).

Same-day visits are trips outside the usual environment, on which a person spends at least three and less than 24 hours at a destination (a night is not realised).

Višednevna putovanja jesu putovanja izvan uobičajene sredine, na kojima je ostvareno barem jedno, a manje od 365 noćenja.

Trips with overnight stays are trips outside the usual environment with at least one but less than 365 overnight stays realised.

S obzirom na svrhu, putovanja mogu biti privatna i poslovna.

As regards purpose, trips can be private and business/professional.

Privatno putovanje jest putovanje čija je svrha odmor, rekreacija, kupnja, zdravlje, hodočašće, vjerski razlozi, posjet rodbini i prijateljima i slično. Privatna putovanja nisu: tjedne migracije ili odlazak na posao ili školovanje, sezonski rad, boravak u bolnicama ili lječilištima koji je plaćen preko socijalnog osiguranja, boravak u izbjeglištvu i azilu.

Private trip is a trip aiming at rest, recreation, shopping, health, pilgrimage, religious event, visit to relatives and friends, etc. Private trips do not include weekly migrations or departure for work or schooling, seasonal work, staying in hospitals or spas financed by social insurance contributions, staying in refugee camps and asylum.

Poslovno putovanje jest putovanje čija je svrha posao ili profesionalni razlozi, ali ne i svakodnevna lokalna putovanja i poslovna motivirana putovanja u uobičajenoj sredini. U poslovna putovanja ulaze putovanja na kongrese, konferencije, poslovne sastanke, sajmove, izložbe, učenje jezika i ostala obrazovna putovanja, kulturna, sportska i slična putovanja, ali ne i poslovna putovanja koja su plaćena iz posjećenog mjesta.

Duljina boravka za višednevno putovanje određuje se brojem provedenih noći u mjestu boravka. Razlikujemo kraća i dulja putovanja.

Kraća putovanja jesu putovanja na kojima turisti ostvare 1 – 3 noćenja.

Dulja putovanja jesu putovanja na kojima turisti ostvare 4 i više noćenja.

Izdaci na putovanju obuhvaćaju sve izdatke koje je posjetitelj imao za putovanje, a nastali su prije samog početka putovanja i za vrijeme putovanja. Navedene izdatke može načiniti i druga osoba u ime posjetitelja i na njegov trošak.

Business/Professional trip is a trip aiming at business or professional reasons excluding daily local trips or business-motivated trips in usual environment. Business/Professional trips include trips to congresses, conferences, business meetings, fairs, exhibitions, language learning and other educational trips, cultural, sports and similar trips. Trips financed by a resident entity in the place visited are excluded.

Duration of a trip with overnight stays is measured by nights spent at destination. There are shorter and longer trips.

Shorter trips are trips on which tourists realise 1 – 3 tourist nights.

Longer trips are trips on which tourists realise four or more tourist nights.

Expenditures on a tourism trip include all travelling expenses that occurred before the beginning of the trip and during the trip. These expenditures may also be made by another person on behalf of the visitor or at the visitor's expense.

Kratice

EU Europska unija
kn kuna
mil. milijun
NN Narodne novine
tis. tisuća

Abbreviations

CATI computer-Assisted telephone interviewing
EU European Union
mln million
NN Narodne novine, official gazette of the Republic of Croatia
'000 thousand

Znakovi

() manje precizan podatak

Symbols

() less accurate data

Objavljuje i tiska Državni zavod za statistiku Republike Hrvatske, Zagreb, Ilica 3, p. p. 80.
Published and printed by the Croatian Bureau of Statistics, Zagreb, Ilica 3, P. O. B. 80
Telefon/ Phone: +385 (0) 1 4806-111, telefaks/ Fax: +385 (0) 1 4817-666

Odgovorne osobe:
Persons responsible:

Darko Jukić, načelnik Sektora poslovnih statistika
Darko Jukić, Director of Business Statistics Directorate

Lidija Brković, ravnateljica
Lidija Brković, Director General

Priredile: Ivana Brozović i Marijana Kožul
Prepared by: Ivana Brozović and Marijana Kožul

MOLIMO KORISNIKE DA PRI KORIŠTENJU PODATAKA NAVEDU IZVOR.
USERS ARE KINDLY REQUESTED TO STATE THE SOURCE.

Naklada: 20 primjeraka
20 copies printed

Podaci iz ovog Priopćenja objavljuju se i na internetu.
First Release data are also published on the Internet.

Služba za komunikaciju s korisnicima
User Communication Department

- Informacije i korisnički zahtjevi
Information and user requests

Telefon/ Phone:
+385 (0) 1 4806-138, 4806-154
Elektronička pošta/ E-mail:
stat.info@dzs.hr
Telefaks/ Fax:
+385 (0) 1 4806-148

- Pretplata publikacija
Subscription

Telefon/ Phone:
+385 (0) 1 4806-115
Elektronička pošta/ E-mail:
prodaja@dzs.hr
Telefaks/ Fax:
+385 (0) 1 4806-148

- Novinarski upiti
Press corner

Telefon/ Phone:
+385 (0) 1 4806-121, 4806-168
Elektronička pošta/ E-mail:
press@dzs.hr
Telefaks/ Fax:
+385 (0) 1 4806-148