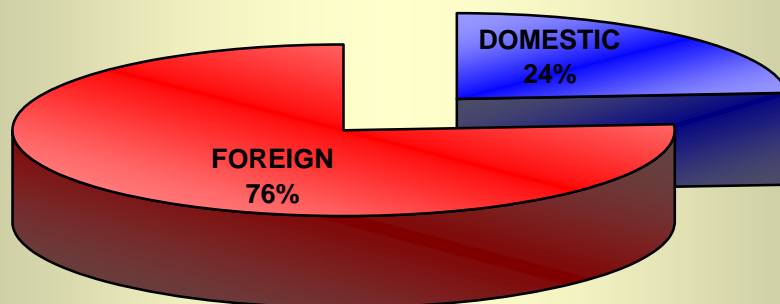


TOURIST TRAFFIC, APRIL 2010

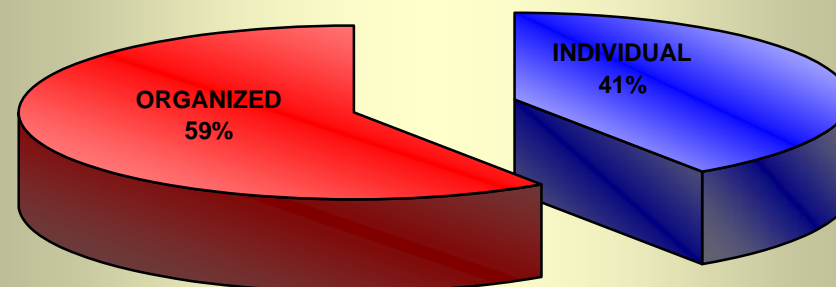
	TOURIST ARRIVALS					OVERNIGHTS		INDEX			
	2009	2010	2010/2009			2009	2010	2010/2009			
TOTAL	497.647	470.355	94,52			1.399.869	1.324.473	94,61			
DOMESTIC	121.567	112.866	92,84			285.852	266.037	93,07			
FOREIGN	376.080	357.489	95,06			1.114.017	1.058.436	95,01			
	INDEX			STRUCTURE IN %				INDEX		STRUCTURE IN %	
	2009	2010	2010/2009	2009	2010	2009	2010	2010/2009	2009	2010	
INDIVIDUAL	234.039	218.882	93,52	47,03	46,54	579.907	538.184	92,81	41,43	40,63	
DOMESTIC	69.582	67.198	96,57	13,98	14,29	153.743	149.698	97,37	10,98	11,30	
FOREIGN	164.457	151.684	92,23	33,05	32,25	426.164	388.486	91,16	30,44	29,33	
ORGANIZED	263.608	251.473	95,40	52,97	53,46	819.962	786.289	95,89	58,57	59,37	
DOMESTIC	51.985	45.668	87,85	10,45	9,71	132.109	116.339	88,06	9,44	8,78	
FOREIGN	211.623	205.805	97,25	42,52	43,76	687.853	669.950	97,40	49,14	50,58	
TOTAL	497.647	470.355	94,52	100,00	100,00	1.399.869	1.324.473	94,61	100,00	100,00	

SOURCE: Central Bureau of Statistics

STRUCTURE OF TOURIST ARRIVALS, APRIL 2010



STRUCTURE OF OVERNIGHTS BASED ON ARRIVALS, APRIL 2010

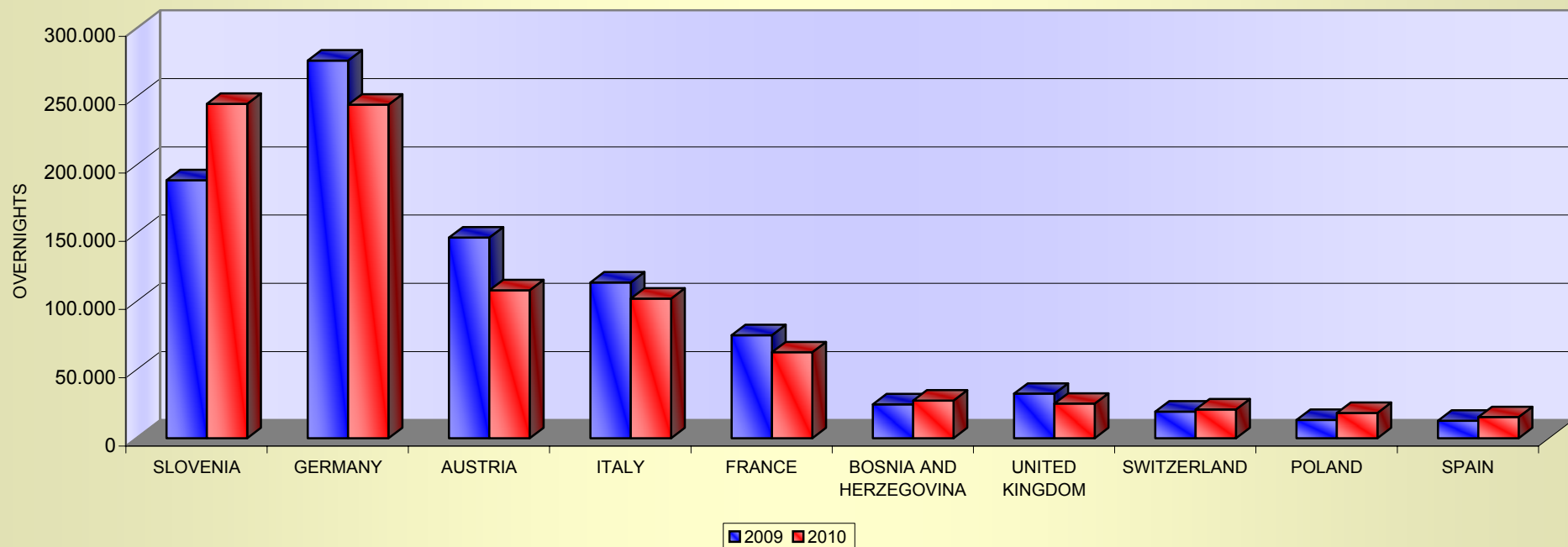


FOREIGN TOURIST TRAFFIC, APRIL 2010

COUNTRY	TOURIST ARRIVALS		INDEX	STRUCTURE IN % 2010	OVERNIGHTS		INDEX	STRUCTURE IN % 2010
	2009	2010	2010/2009		2009	2010	2010/2009	
SLOVENIA	71.490	80.257	112,26	22,5	188.850	244.809	129,63	23,1
GERMANY	61.234	54.370	88,79	15,2	276.599	244.317	88,33	23,1
AUSTRIA	42.841	32.110	74,95	9,0	146.980	108.356	73,72	10,2
ITALY	55.601	50.525	90,87	14,1	114.079	102.221	89,61	9,7
FRANCE	23.546	22.190	94,24	6,2	75.519	62.915	83,31	5,9
BOSNIA AND HERZEGOVINA	9.973	11.085	111,15	3,1	24.744	27.633	111,68	2,6
UNITED KINGDOM	8.773	7.080	80,70	2,0	32.585	25.298	77,64	2,4
SWITZERLAND	7.032	7.781	110,65	2,2	19.542	21.020	107,56	2,0
POLAND	4.890	6.091	124,56	1,7	13.423	18.442	137,39	1,7
SPAIN	6.271	6.865	109,47	1,9	12.782	15.471	121,04	1,5
OTHER	84.429	79.135	93,73	22,1	208.914	187.954	89,97	17,8
TOTAL FOREIGN	376.080	357.489	95,06	100,0	1.114.017	1.058.436	95,01	100,0

SOURCE: Central Bureau of Statistics

TOURIST OVERNIGHTS ACCORDING TO COUNTRY OF RESIDENCE (TOP TEN)

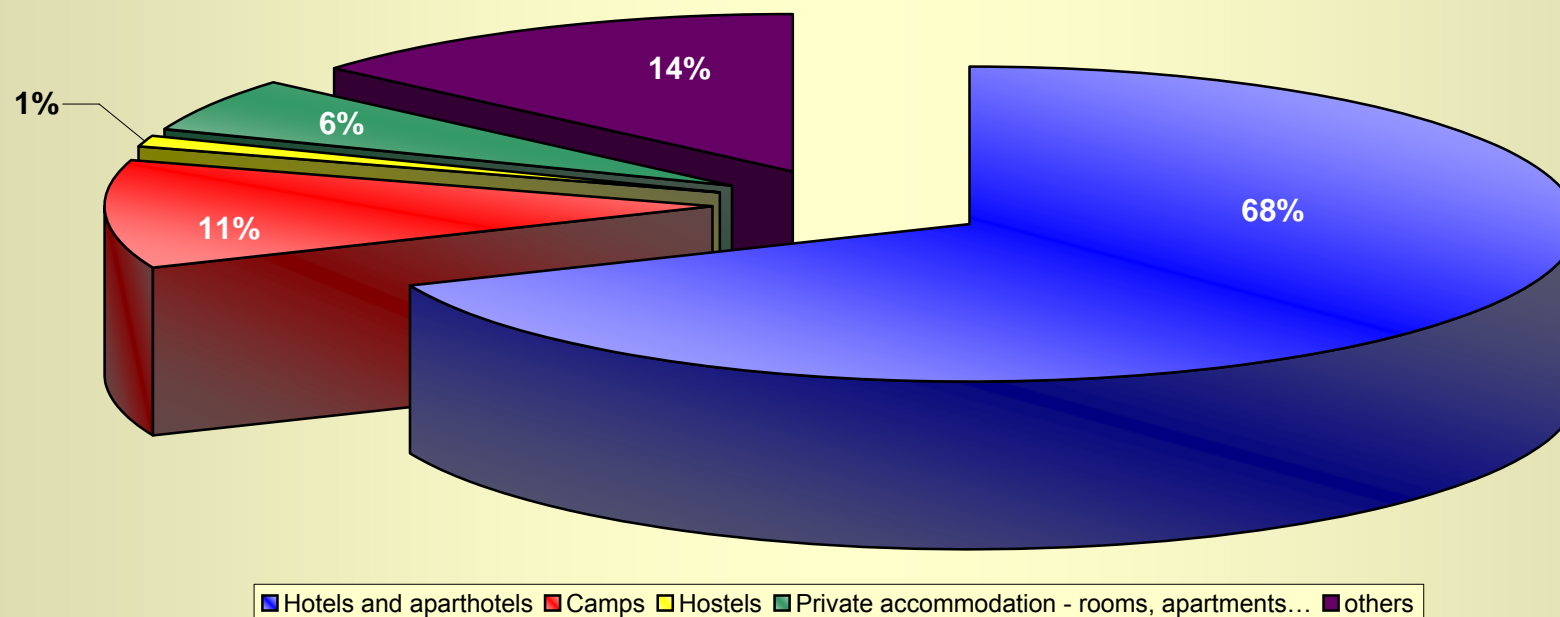


TOURIST ARRIVALS AND OVERNIGHTS ACCORDING TO ACCOMMODATION FACILITY

	TOURIST ARRIVALS		INDEX 2010/2009	STRUCTURE IN % 2010	OVERNIGHTS		INDEX 2010/2009	STRUCTURE IN % 2010
	2009	2010			2009	2010		
Hotels and aparthotels	339.703	331.073	97,46	70,39	939.933	909.948	96,81	68,70
Tourist resorts	19.356	15.751	81,38	3,35	56.449	45.077	79,85	3,40
Apartments	6.538	6.108	93,42	1,30	26.044	23.852	91,58	1,80
Camping sites and small camps	50.894	46.374	91,12	9,86	152.896	145.015	94,85	10,95
Hostels	8.563	8.102	94,62	1,72	17.494	16.681	95,35	1,26
Spas	2.746	2.746	100,00	0,58	12.248	15.398	125,72	1,16
Private accommodation - rooms, apartments...	19.630	16.190	82,48	3,44	90.863	73.329	80,70	5,54
Non-categorised facilities	9.545	6.455	67,63	1,37	23.137	16.521	71,41	1,25
Other objects of accommodation	40.672	37.556	92,34	7,98	80.805	78.652	97,34	5,94
TOTAL	497.647	470.355	94,52	100,00	1.399.869	1.324.473	94,61	100,00

SOURCE: Central Bureau of Statistics

STRUCTURE OVERNIGHTS PER TYPE OF FACILITY, APRIL 2010



TOURIST TRAFFIC BY COUNTIES, APRIL 2010

	TOURIST ARRIVALS		INDEX	OVERNIGHTS		INDEX
	2009	2010	2010/2009	2009	2010	2010/2009
COUNTY OF ZAGREB	2.989	2.903	97,12	5.246	5.256	100,19
KRAPINA - ZAGORJE	5.659	4.832	85,39	14.364	12.224	85,10
SISAK - MOSLAVINA	2.622	2.522	96,19	9.257	7.476	80,76
COUNTY OF KARLOVAC	5.574	4.927	88,39	9.390	9.580	102,02
COUNTY OF VARAŽDIN	2.571	2.651	103,11	8.594	8.949	104,13
KOPRIVNICA - KRIŽEVCI	1.321	922	69,80	3.180	1.587	49,91
BJELOVAR - BILOGORA	1.126	908	80,64	2.719	1.716	63,11
PRIMORJE - GORSKI KOTAR	105.797	101.146	95,60	295.513	286.088	96,81
LIKA - SENJ	17.411	15.043	86,40	29.283	26.981	92,14
VIROVITICA - PODRAVINA	1.068	866	81,09	2.842	3.101	109,11
POŽEGA - SLAVONIJA	789	664	84,16	1.600	1.679	104,94
SLAVONSKI BROD - POSAVINA	1.857	1.191	64,14	3.037	2.247	73,99
COUNTY OF ZADAR	25.348	25.317	99,88	67.629	63.577	94,01
OSIJEK - BARANJA	7.458	6.992	93,75	15.764	14.591	92,56
ŠIBENIK - KNIN	20.704	21.184	102,32	60.036	61.775	102,90
VUKOVAR - SRIJEM	3.647	3.168	86,87	9.570	6.020	62,90
SPLIT - DALMATIA	47.825	45.406	94,94	138.880	129.824	93,48
COUNTY OF ISTRIA	142.060	132.499	93,27	479.443	455.121	94,93
DUBROVNIK - NERETVA	47.740	45.383	95,06	149.043	138.682	93,05
COUNTY OF MEĐIMURJE	3.121	3.062	98,11	6.769	6.918	102,20
CITY OF ZAGREB	50.960	48.769	95,70	87.710	81.081	92,44
TOTAL	497.647	470.355	94,52	1.399.869	1.324.473	94,61

SOURCE: Central Bureau of Statistics