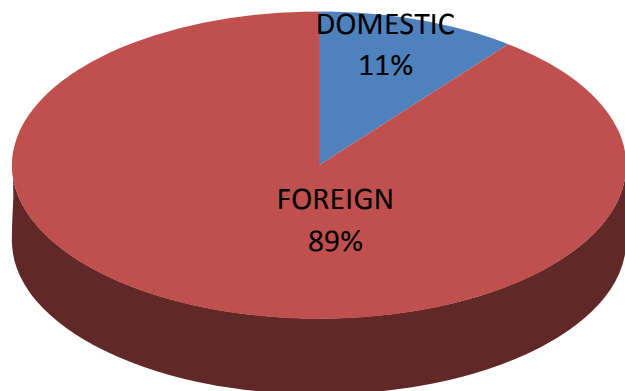


TOURIST TRAFFIC, JUNE 2012

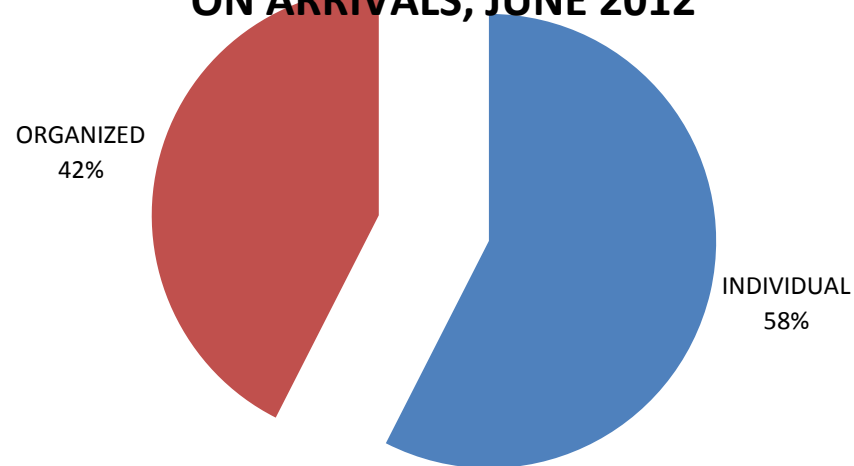
	TOURIST ARRIVALS			INDEX		OVERNIGHTS		INDEX			
	2011	2012	2012/2011			2011	2012	2012/2011			
TOTAL	1.597.348	1.594.451	99,82			7.794.268	7.597.318	97,47			
DOMESTIC	179.390	169.046	94,23			631.520	571.025	90,42			
FOREIGN	1.417.958	1.425.405	100,53			7.162.748	7.026.293	98,09			
			INDEX	STRUCTURE IN %				INDEX	STRUCTURE IN %		
	2011	2012	2012/2011	2011	2012	2011	2012	2012/2011	2011	2012	
INDIVIDUAL	933.321	916.751	98,22	58,43	57,50	4.489.097	4.370.285	97,35	57,59	57,52	
DOMESTIC	105.961	97.411	91,93	6,63	6,11	372.893	327.570	87,85	4,78	4,31	
FOREIGN	827.360	819.340	99,03	51,80	51,39	4.116.204	4.042.715	98,21	52,81	53,21	
ORGANIZED	664.027	677.700	102,06	41,57	42,50	3.305.171	3.227.033	97,64	42,41	42,48	
DOMESTIC	73.429	71.635	97,56	4,60	4,49	258.627	243.455	94,13	3,32	3,20	
FOREIGN	590.598	606.065	102,62	36,97	38,01	3.046.544	2.983.578	97,93	39,09	39,27	
TOTAL	1.597.348	1.594.451	99,82	100,00	100,00	7.794.268	7.597.318	97,47	100,00	100,00	

SOURCE: Central Bureau of Statistics

STRUCTURE OF TOURIST ARRIVALS, JUNE 2012



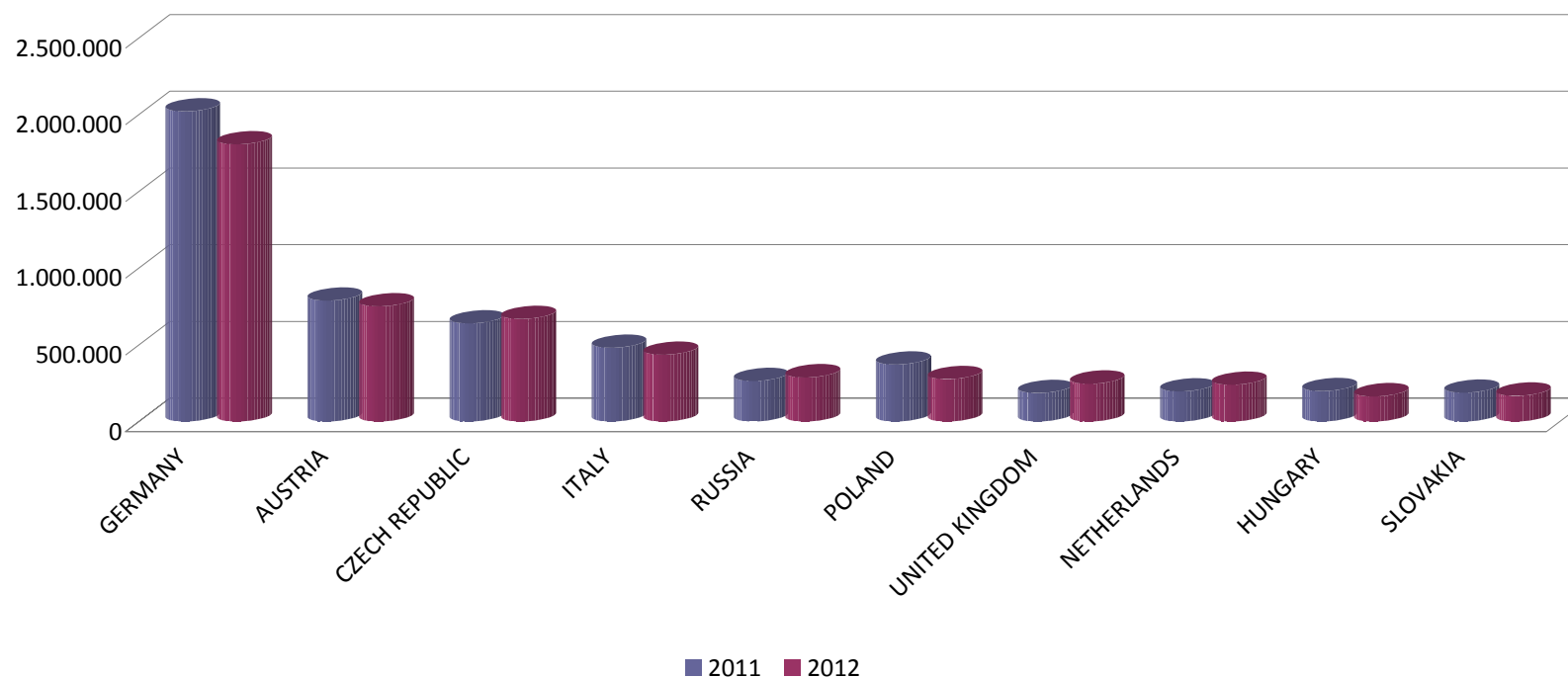
STRUCTURE OF OVERNIGHTS BASED ON ARRIVALS, JUNE 2012



FOREIGN TOURIST TRAFFIC, JUNE 2012

	TOURIST ARRIVALS		INDEX	RE IN % 2012	OVERNIGHTS		INDEX	E IN % 2012
	2011	2012	2012/2011		2011	2012	2012/2011	
GERMANY	270.942	226.219	83,49	15,9	2.020.914	1.807.366	89,43	25,7
AUSTRIA	161.638	149.132	92,26	10,5	787.540	750.976	95,36	10,7
CZECH REPUBLIC	102.882	125.524	122,01	8,8	639.657	668.585	104,52	9,5
ITALY	138.563	123.492	89,12	8,7	480.689	435.548	90,61	6,2
RUSSIA	34.878	39.876	114,33	2,8	264.870	287.937	108,71	4,1
POLAND	69.826	52.640	75,39	3,7	372.262	276.035	74,15	3,9
UNITED KINGDOM	37.489	51.447	137,23	3,6	185.644	246.638	132,86	3,5
NETHERLANDS	31.939	39.883	124,87	2,8	195.769	240.182	122,69	3,4
HUNGARY	43.571	36.466	83,69	2,6	198.769	164.236	82,63	2,3
SLOVAKIA	33.957	35.566	104,74	2,5	188.623	168.400	89,28	2,4
OTHER	492.273	545.160	110,74	38,2	1.828.011	1.980.390	108,34	28,2
TOTAL FOREIGN	1.417.958	1.425.405	100,53	100,0	7.162.748	7.026.293	98,09	100,0

TOURIST OVERNIGHTS ACCORDING TO COUNTRY OF RESIDENCE (TOP TEN)

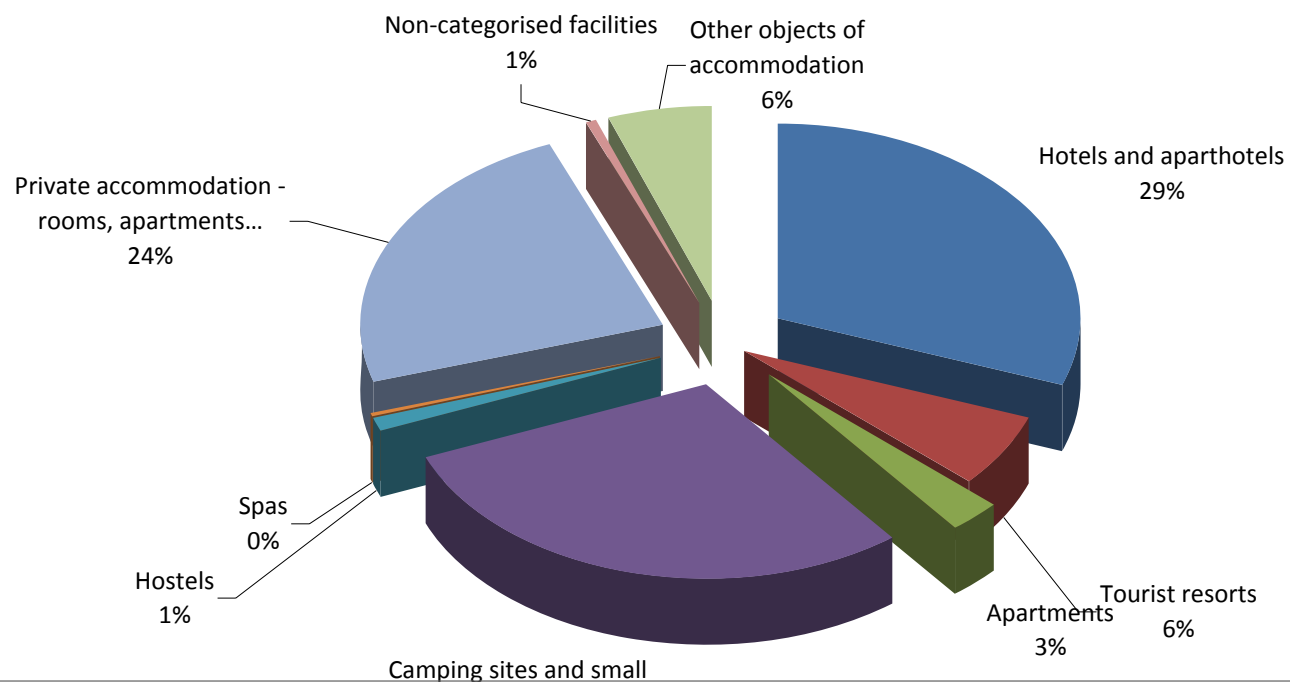


TOURIST ARRIVALS AND OVERNIGHTS ACCORDING TO ACCOMMODATION FACILITY

	TOURIST ARRIVALS		INDEX 2012/2011	STRUCTURE IN % 2012	OVERNIGHTS		INDEX 2012/2011	STRUCTURE IN % 2012
	2011	2012			2011	2012		
Hotels and aparthotels	613.802	625.028	101,83	39,20	2.315.330	2.312.414	99,87	30,44
Tourist resorts	82.376	83.342	101,17	5,23	477.106	475.536	99,67	6,26
Apartments	30.031	36.118	120,27	2,27	187.544	212.100	113,09	2,79
Camping sites and small camps	370.644	371.224	100,16	23,28	2.236.272	2.243.554	100,33	29,53
Hostels	19.154	23.667	123,56	1,48	69.033	77.722	112,59	1,02
Spas	2.997	2.742	91,49	0,17	19.971	18.629	93,28	0,25
Private accommodation - rooms, apartments...	341.239	319.874	93,74	20,06	1.997.935	1.788.087	89,50	23,54
Non-categorised facilities	11.104	7.649	68,89	0,48	62.848	43.560	69,31	0,57
Other objects of accommodation	126.001	124.807	99,05	7,83	428.229	425.716	99,41	5,60
TOTAL	1.597.348	1.594.451	99,82	100,00	7.794.268	7.597.318	97,47	100,00

SOURCE: Central Bureau of Statistics

STRUCTURE OVERNIGHTS PER TYPE OF FACILITY, JUNE 2012



TOURIST TRAFFIC BY COUNTIES, JUNE 2012

	TOURIST ARRIVALS		INDEX	OVERNIGHTS		INDEX
	2011	2012	2012/2011	2011	2012	2012/2011
COUNTY OF ZAGREB	3.226	3.462	107,32	5.828	6.284	107,82
KRAPINA - ZAGORJE	6.314	6.003	95,07	14.996	15.122	100,84
SISAK - MOSLAVINA	2.437	2.320	95,20	6.540	6.639	101,51
COUNTY OF KARLOVAC	21.120	21.337	101,03	34.323	33.868	98,67
COUNTY OF VARAZDIN	3.513	3.476	98,95	8.672	7.573	87,33
KOPRIVNICA - KRIZEVCI	1.450	1.454	100,28	3.141	2.880	91,69
BJELOVAR - BILOGORA	1.249	1.315	105,28	2.796	2.834	101,36
PRIMORJE - GORSKI KOTAR	334.963	327.893	97,89	1.530.453	1.479.305	96,66
LIKA - SENJ	56.849	63.038	110,89	193.036	207.260	107,37
VIROVITICA - PODRAVINA	987	1.480	149,95	1.871	3.239	173,12
POZEGA - SLAVONIJA	767	802	104,56	1.829	1.624	88,79
SLAVONSKI BROD - POSAVINA	1.669	1.850	110,84	3.505	3.166	90,33
COUNTY OF ZADAR	130.794	136.671	104,49	724.532	736.014	101,58
OSIJEK - BARANJA	7.539	6.662	88,37	16.530	15.742	95,23
SIBENIK - KNIN	86.562	81.963	94,69	453.032	417.919	92,25
VUKOVAR - SRIJEM	3.804	3.016	79,28	6.397	6.054	94,64
SPLIT - DALMATIA	233.712	238.658	102,12	1.203.065	1.164.335	96,78
COUNTY OF ISTRIA	479.451	454.491	94,79	2.832.625	2.661.437	93,96
DUBROVNIK - NERETVA	142.208	154.860	108,90	623.759	686.939	110,13
COUNTY OF MEĐIMURJE	3.236	3.351	103,55	7.474	8.579	114,78
CITY OF ZAGREB	75.498	80.349	106,43	119.864	130.505	108,88
TOTAL	1.597.348	1.594.451	99,82	7.794.268	7.597.318	97,47

SOURCE: Central Bureau of Statistics

TOURIST OVERNIGHTS - COASTAL COUNTYS, JUNE 2012

