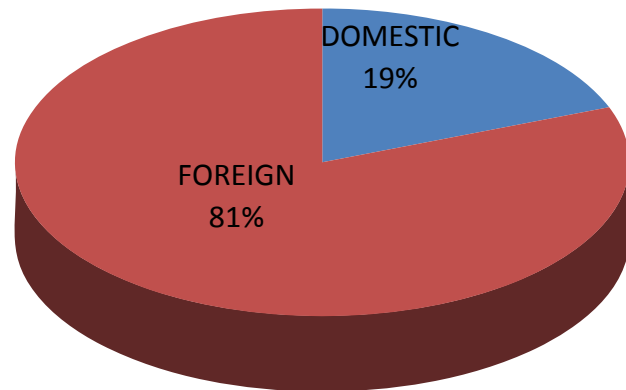


## TOURIST TRAFFIC, APRIL 2012

	TOURIST ARRIVAL			INDEX		OVERNIGHTS		INDEX			
	2011	2012	2012/2011			2011	2012	2012/2011			
TOTAL	573.754	575.333	100,28			1.656.647	1.632.032	98,51			
DOMESTIC	115.213	110.024	95,50			279.975	267.692	95,61			
FOREIGN	458.541	465.309	101,48			1.376.672	1.364.340	99,10			
			INDEX	STRUCTURE IN %				INDEX	STRUCTURE IN %		
	2011	2012	2012/2011	2011	2012	2011	2012	2012/2011	2011	2012	
INDIVIDUAL	263.384	259.650	98,58	45,91	45,13	691.237	656.269	94,94	41,73	40,21	
DOMESTIC	64.818	60.008	92,58	11,30	10,43	146.757	140.539	95,76	8,86	8,61	
FOREIGN	198.566	199.642	100,54	34,61	34,70	544.480	515.730	94,72	32,87	31,60	
ORGANIZED	310.370	315.683	101,71	54,09	54,87	965.410	975.763	101,07	58,27	59,79	
DOMESTIC	50.395	50.016	99,25	8,78	8,69	133.218	127.153	95,45	8,04	7,79	
FOREIGN	259.975	265.667	102,19	45,31	46,18	832.192	848.610	101,97	50,23	52,00	
TOTAL	573.754	575.333	100,28	100,00	100,00	1.656.647	1.632.032	98,51	100,00	100,00	

SOURCE: Central Bureau of Statistics

### STRUCTURE OF TOURIST ARRIVALS, APRIL 2012



### STRUCTURE OF OVERNIGHTS BASED ON ARRIVALS, APRIL 2012

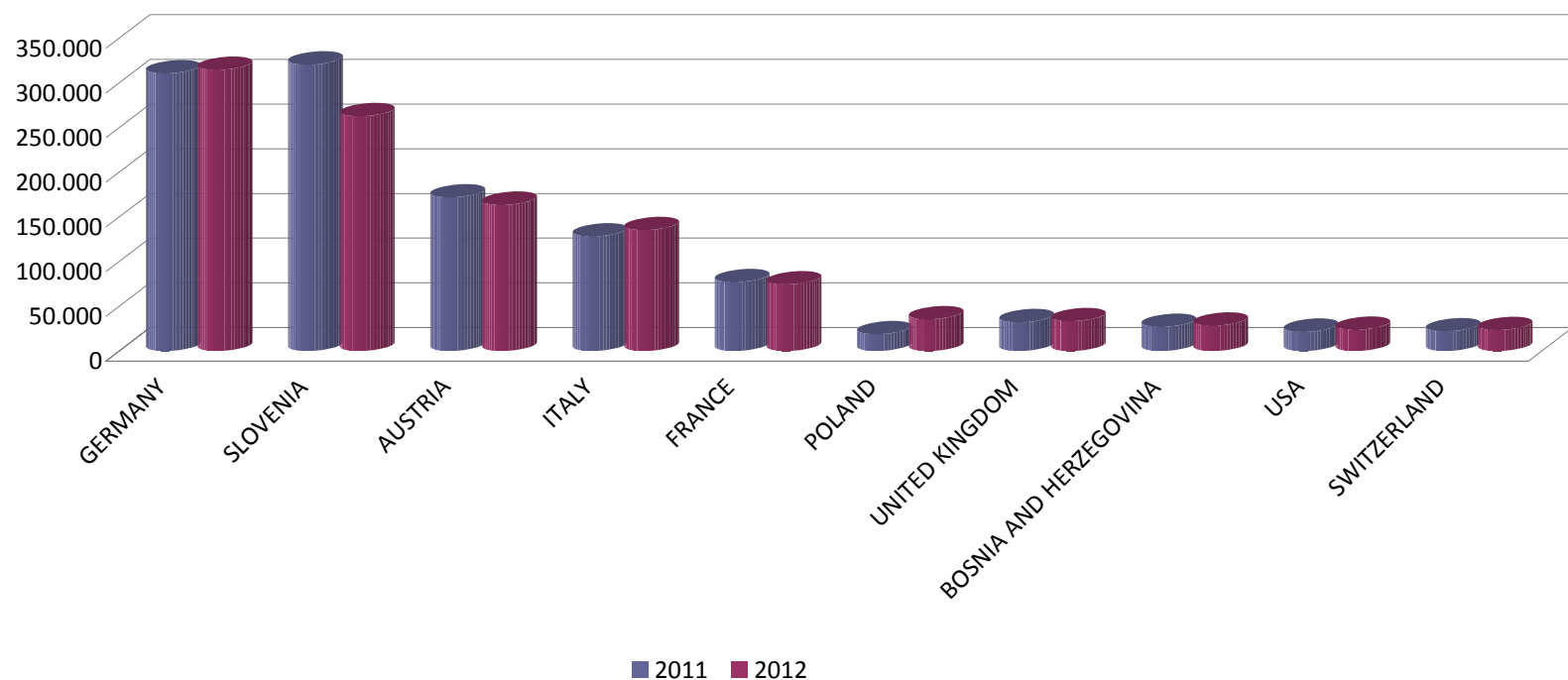


## FOREIGN TOURIST TRAFFIC, APRIL 2012

	TOURIST ARRIVAL		INDEX	RE IN % 2012	OVERNIGHTS		INDEX	E IN % 2012
	2011	2012	2012/2011		2011	2012	2012/2011	
GERMANY	69.190	70.183	101,44	15,1	310.566	314.572	101,29	23,1
SLOVENIA	98.985	90.118	91,04	19,4	320.436	262.809	82,02	19,3
AUSTRIA	49.776	44.696	89,79	9,6	171.742	163.479	95,19	12,0
ITALY	59.794	65.196	109,03	14,0	127.997	135.372	105,76	9,9
FRANCE	25.408	24.096	94,84	5,2	77.042	74.544	96,76	5,5
POLAND	7.553	16.247	215,11	3,5	18.862	35.566	188,56	2,6
UNITED KINGDOM	9.792	9.372	95,71	2,0	32.077	33.389	104,09	2,4
BOSNIA AND HERZEGOVINA	12.085	10.794	89,32	2,3	26.902	28.213	104,87	2,1
USA	8.577	9.974	116,29	2,1	21.380	23.711	110,90	1,7
SWITZERLAND	8.363	8.723	104,30	1,9	22.054	23.223	105,30	1,7
OTHER	109.018	115.910	106,32	24,9	247.614	269.462	108,82	19,8
TOTAL FOREIGN	458.541	465.309	101,48	100,0	1.376.672	1.364.340	99,10	100,0

SOURCE: Central Bureau of Statistics

### TOURIST OVERNIGHTS ACCORDING TO COUNTRY OF RESIDENCE (TOP TEN)

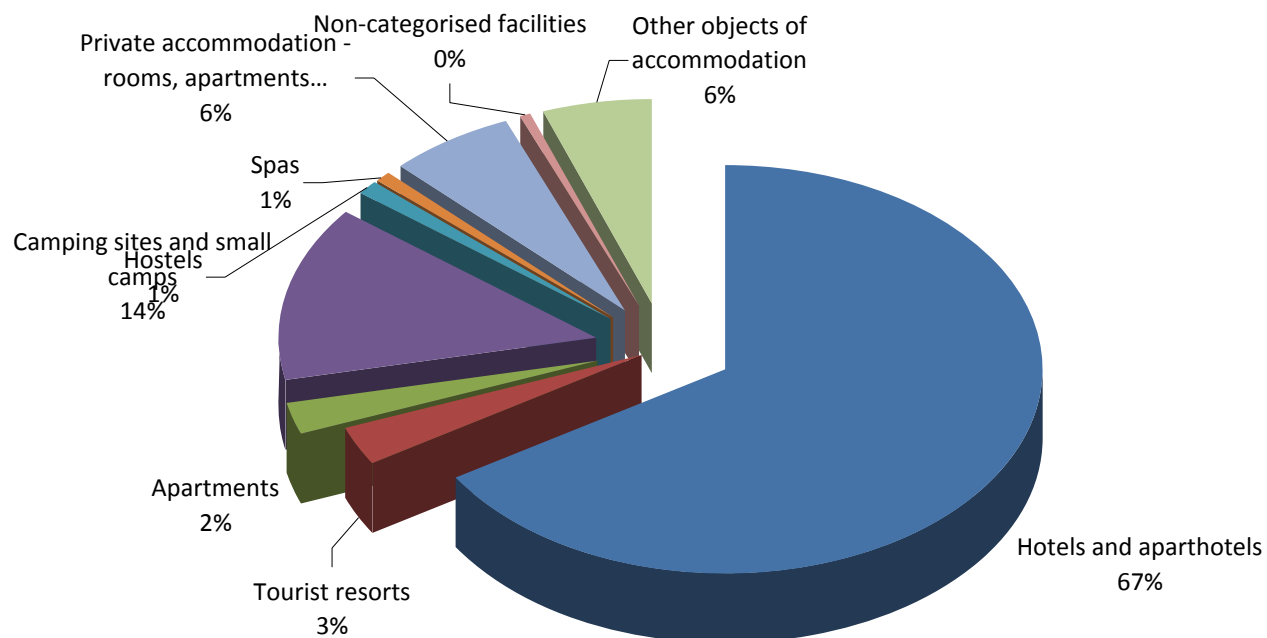


## TOURIST ARRIVALS AND OVERNIGHTS ACCORDING TO ACCOMMODATION FACILITY

	TOURIST ARRIVAL		INDEX 2012/2011	STRUCTURE IN % 2012	OVERNIGHTS		INDEX 2012/2011	STRUCTURE IN % 2012
	2011	2012			2011	2012		
Hotels and apart-hotels	390.489	389.384	99,72	67,68	1.066.882	1.076.697	100,92	65,97
Tourist resorts	23.050	17.269	74,92	3,00	74.473	51.981	69,80	3,19
Apartments	8.473	11.714	138,25	2,04	32.588	40.591	124,56	2,49
Camping sites and small camps	68.823	72.122	104,79	12,54	236.988	226.941	95,76	13,91
Hostels	8.258	9.302	112,64	1,62	16.640	18.558	111,53	1,14
Spas	2.012	2.308	114,71	0,40	13.136	15.364	116,96	0,94
Private accommodation - rooms, apartments...	24.820	24.931	100,45	4,33	112.567	101.291	89,98	6,21
Non-categorised facilities	3.140	1.778	56,62	0,31	10.602	7.823	73,79	0,48
Other objects of accommodation	44.689	46.525	104,11	8,09	92.771	92.786	100,02	5,69
<b>TOTAL</b>	<b>573.754</b>	<b>575.333</b>	<b>100,28</b>	<b>100,00</b>	<b>1.656.647</b>	<b>1.632.032</b>	<b>98,51</b>	<b>100,00</b>

SOURCE: Central Bureau of Statistics

### STRUCTURE OVERNIGHTS PER TYPE OF FACILITY, APRIL 2012



## TOURIST TRAFFIC BY COUNTIES, APRIL 2012

	TOURIST ARRIVAL		INDEX	OVERNIGHTS		INDEX
	2011	2012	2012/2011	2011	2012	2012/2011
<b>COUNTY OF ZAGREB</b>	2.695	3.144	116,66	5.926	5.751	97,05
KRAPINA - ZAGORJE	6.110	5.118	83,76	14.932	12.598	84,37
SISAK - MOSLAVINA	1.760	1.870	106,25	7.206	7.499	104,07
COUNTY OF KARLOVAC	5.769	7.443	129,02	9.554	11.175	116,97
COUNTY OF VARAZDIN	3.351	3.592	107,19	9.684	11.149	115,13
KOPRIVNICA - KRIZEVCI	877	1.232	140,48	1.426	2.528	177,28
BJELOVAR - BILOGORA	1.003	1.115	111,17	2.197	1.993	90,71
PRIMORJE - GORSKI KOTAR	117.125	113.919	97,26	346.780	318.093	91,73
LIKA - SENJ	19.199	20.876	108,73	37.952	37.091	97,73
VIROVITICA - PODRAVINA	1.115	1.167	104,66	3.109	2.797	89,96
POZEGA - SLAVONIJA	1.054	483	45,83	2.783	1.237	44,45
SLAVONSKI BROD - POSAVINA	1.595	1.577	98,87	2.722	2.806	103,09
COUNTY OF ZADAR	30.191	32.489	107,61	80.025	82.701	103,34
OSIJEK - BARANJA	7.087	6.815	96,16	14.605	15.357	105,15
SIBENIK - KNIN	23.040	21.390	92,84	62.281	64.121	102,95
VUKOVAR - SRIJEM	2.937	3.337	113,62	5.426	7.246	133,54
SPLIT - DALMATIA	59.132	63.614	107,58	177.098	175.209	98,93
COUNTY OF ISTRIA	171.201	162.238	94,76	599.877	568.919	94,84
DUBROVNIK - NERETVA	56.824	63.733	112,16	170.929	197.974	115,82
COUNTY OF MEĐIMURJE	3.525	2.970	84,26	7.638	9.092	119,04
CITY OF ZAGREB	58.164	57.211	98,36	94.497	96.696	102,33
<b>TOTAL</b>	<b>573.754</b>	<b>575.333</b>	<b>100,28</b>	<b>1.656.647</b>	<b>1.632.032</b>	<b>98,51</b>

SOURCE: Central Bureau of Statistics

## TOURIST OVERNIGHTS - COASTAL COUNTYS, APRIL 2012

