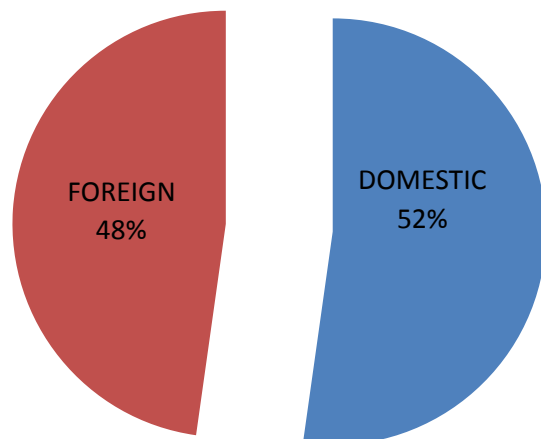


TOURIST TRAFFIC, JANUARY 2012

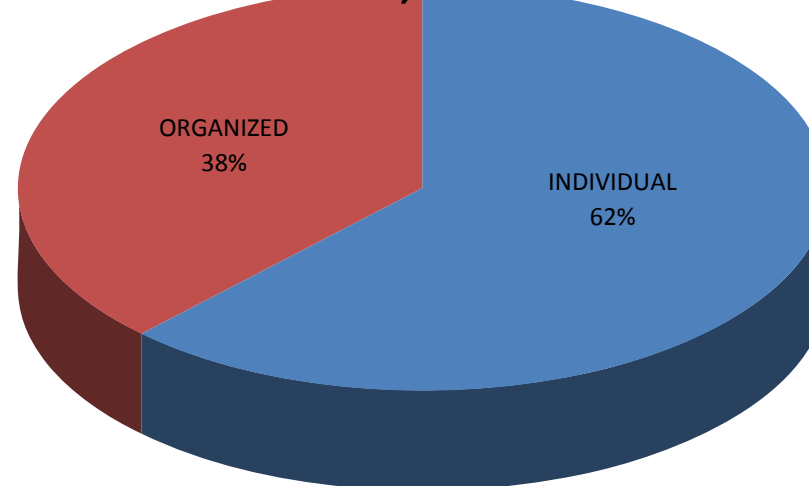
| | TOURIST ARRIVALS | | | | | OVERNIGHTS | | | | |
|------------|------------------|---------|-----------|----------------|--------|------------|---------|-----------|----------------|--------|
| | 2011 | 2012 | 2012/2011 | | | 2011 | 2012 | 2012/2011 | | |
| TOTAL | 108.444 | 119.765 | 110,44 | | | 275.138 | 310.462 | 112,84 | | |
| DOMESTIC | 58.967 | 62.461 | 105,93 | | | 150.115 | 168.773 | 112,43 | | |
| FOREIGN | 49.477 | 57.304 | 115,82 | | | 125.023 | 141.689 | 113,33 | | |
| | | | | | | | | | | |
| | | | INDEX | STRUCTURE IN % | | | | INDEX | STRUCTURE IN % | |
| | 2011 | 2012 | 2012/2011 | | | 2011 | 2012 | 2012/2011 | 2011 | 2012 |
| INDIVIDUAL | 79.710 | 82.686 | 103,73 | 73,50 | 69,04 | 183.730 | 192.775 | 104,92 | 66,78 | 62,09 |
| DOMESTIC | 45.124 | 45.102 | 99,95 | 41,61 | 37,66 | 107.948 | 109.304 | 101,26 | 39,23 | 35,21 |
| FOREIGN | 34.586 | 37.584 | 108,67 | 31,89 | 31,38 | 75.782 | 83.471 | 110,15 | 27,54 | 26,89 |
| | | | | | | | | | | |
| ORGANIZED | 28.734 | 37.079 | 129,04 | 26,50 | 30,96 | 91.408 | 117.687 | 128,75 | 33,22 | 37,91 |
| DOMESTIC | 13.843 | 17.359 | 125,40 | 12,77 | 14,49 | 42.167 | 59.469 | 141,03 | 15,33 | 19,16 |
| FOREIGN | 14.891 | 19.720 | 132,43 | 13,73 | 16,47 | 49.241 | 58.218 | 118,23 | 17,90 | 18,75 |
| | | | | | | | | | | |
| TOTAL | 108.444 | 119.765 | 110,44 | 100,00 | 100,00 | 275.138 | 310.462 | 112,84 | 100,00 | 100,00 |

SOURCE: Central Bureau of Statistics

STRUCTURE OF TOURIST ARRIVALS, JANUARY 2012



STRUCTURE OF OVERNIGHTS BASED ON ARRIVALS, JANUARY 2012



FOREIGN TOURIST TRAFFIC, JANUARY 2012

| COUNTRY | TOURIST ARRIVALS | | INDEX | STRUCTURE IN % 2012 | OVERNIGHTS | | INDEX | STRUCTURE IN % 2012 |
|------------------------|------------------|--------|-----------|------------------------|------------|---------|-----------|------------------------|
| | 2011 | 2012 | 2012/2011 | | 2011 | 2012 | 2012/2011 | |
| ITALY | 9.305 | 10.937 | 117,54 | 19,1 | 25.526 | 27.507 | 107,76 | 19,4 |
| BOSNIA AND HERZEGOVINA | 4.381 | 4.842 | 110,52 | 8,4 | 13.301 | 15.680 | 117,89 | 11,1 |
| AUSTRIA | 3.992 | 3.992 | 100,00 | 7,0 | 10.999 | 13.435 | 122,15 | 9,5 |
| SLOVENIA | 5.057 | 4.979 | 98,46 | 8,7 | 12.571 | 12.371 | 98,41 | 8,7 |
| GERMANY | 3.557 | 3.368 | 94,69 | 5,9 | 10.311 | 10.844 | 105,17 | 7,7 |
| JAPAN | 2.164 | 3.326 | 153,70 | 5,8 | 2.682 | 4.250 | 158,46 | 3,0 |
| UNITED KINGDOM | 1.302 | 1.462 | 112,29 | 2,6 | 3.180 | 4.041 | 127,08 | 2,9 |
| RUSSIA | 909 | 1.081 | 118,92 | 1,9 | 3.482 | 4.038 | 115,97 | 2,8 |
| USA | 1.880 | 1.564 | 83,19 | 2,7 | 3.903 | 3.755 | 96,21 | 2,7 |
| FRANCE | 1.275 | 1.431 | 112,24 | 2,5 | 3.152 | 3.418 | 108,44 | 2,4 |
| OTHER | 15.655 | 20.322 | 129,81 | 35,5 | 35.916 | 42.350 | 117,91 | 29,9 |
| TOTAL FOREIGN | 49.477 | 57.304 | 115,82 | 100,0 | 125.023 | 141.689 | 113,33 | 100,0 |

SOURCE: Central Bureau of Statistics

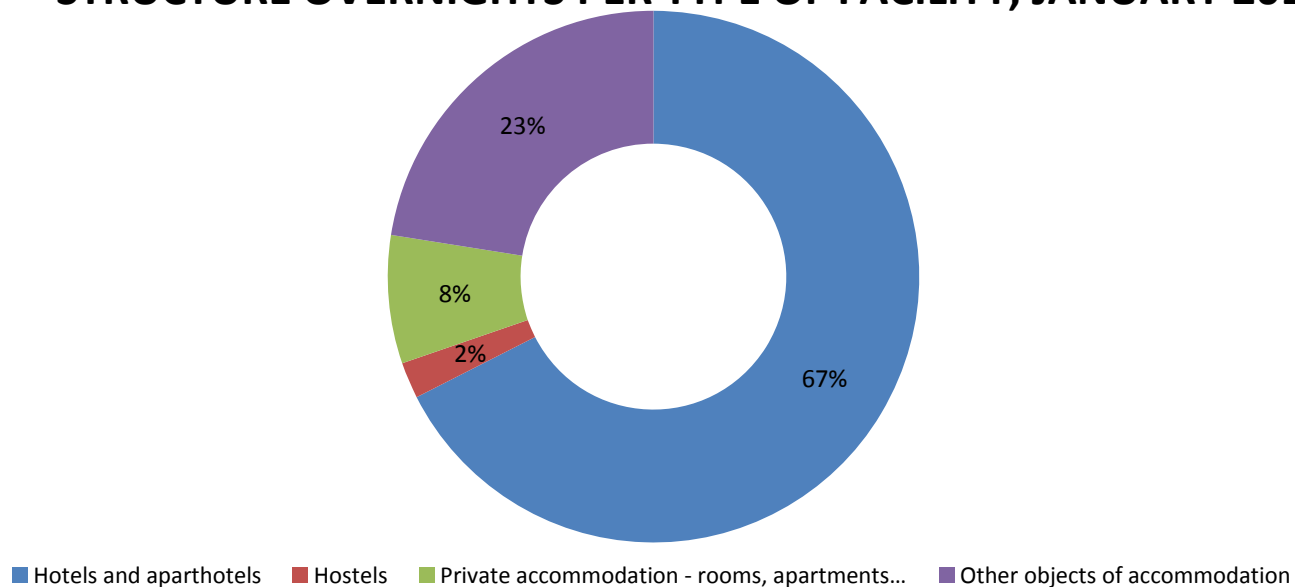
TOURIST OVERNIGHTS ACCORDING TO COUNTRY OF RESIDENCE (TOP TEN)



TOURIST ARRIVALS AND OVERNIGHTS ACCORDING TO ACCOMMODATION FACILITY

| | TOURIST ARRIVALS | | INDEX 2012/2011 | STRUCTURE IN % 2012 | OVERNIGHTS | | INDEX 2012/2011 | STRUCTURE IN % 2012 |
|--|------------------|----------------|--------------------|------------------------|----------------|----------------|--------------------|------------------------|
| | 2011 | 2012 | | | 2011 | 2012 | | |
| Hotels and apart-hotels | 80.873 | 88.565 | 109,51 | 73,95 | 195.410 | 209.634 | 107,28 | 67,52 |
| Tourist resorts | 352 | 190 | 53,98 | 0,16 | 1.622 | 1.325 | 81,69 | 0,43 |
| Apartments | 736 | 1.337 | 181,66 | 1,12 | 2.387 | 10.247 | 429,28 | 3,30 |
| Camping sites and small camps | 273 | 272 | 99,63 | 0,23 | 741 | 1.313 | 177,19 | 0,42 |
| Hostels | 2.664 | 3.041 | 114,15 | 2,54 | 5.966 | 6.822 | 114,35 | 2,20 |
| Spas | 1.224 | 1.890 | 154,41 | 1,58 | 9.280 | 12.280 | 132,33 | 3,96 |
| Private accommodation - rooms, apartments... | 4.283 | 4.783 | 111,67 | 3,99 | 19.904 | 23.813 | 119,64 | 7,67 |
| Non-categorised facilities | 1.248 | 946 | 75,80 | 0,79 | 6.323 | 5.868 | 92,80 | 1,89 |
| Other objects of accommodation | 16.791 | 18.741 | 111,61 | 15,65 | 33.505 | 39.160 | 116,88 | 12,61 |
| TOTAL | 108.444 | 119.765 | 110,44 | 100,00 | 275.138 | 310.462 | 112,84 | 100,00 |

STRUCTURE OVERNIGHTS PER TYPE OF FACILITY, JANUARY 2011



TOURIST TRAFFIC BY COUNTIES, JANUARY 2012

| | TOURIST ARRIVALS | | INDEX | OVERNIGHTS | | INDEX |
|---------------------------|------------------|---------|-----------|------------|---------|-----------|
| | 2011 | 2012 | 2012/2011 | 2011 | 2012 | 2012/2011 |
| COUNTY OF ZAGREB | 1.887 | 2.163 | 114,63 | 3.698 | 4.040 | 109,25 |
| KRAPINA - ZAGORJE | 3.843 | 3.674 | 95,60 | 12.586 | 11.418 | 90,72 |
| SISAK - MOSLAVINA | 1.587 | 1.651 | 104,03 | 6.154 | 6.105 | 99,20 |
| COUNTY OF KARLOVAC | 1.747 | 1.755 | 100,46 | 5.004 | 3.716 | 74,26 |
| COUNTY OF VARAŽDIN | 2.118 | 1.971 | 93,06 | 9.042 | 9.035 | 99,92 |
| KOPRIVNICA - KRIŽEVCI | 727 | 747 | 102,75 | 1.186 | 1.573 | 132,63 |
| BJELOVAR - BILOGORA | 862 | 947 | 109,86 | 1.915 | 2.391 | 124,86 |
| PRIMORJE - GORSKI KOTAR | 19.127 | 22.368 | 116,94 | 54.169 | 61.943 | 114,35 |
| LIKA - SENJ | 2.579 | 2.892 | 112,14 | 4.893 | 4.441 | 90,76 |
| VIROVITICA - PODRAVINA | 972 | 623 | 64,09 | 1.648 | 1.448 | 87,86 |
| POŽEGA - SLAVONIJA | 769 | 663 | 86,22 | 1.385 | 1.214 | 87,65 |
| SLAVONSKI BROD - POSAVINA | 1.238 | 1.149 | 92,81 | 1.958 | 2.045 | 104,44 |
| COUNTY OF ZADAR | 4.628 | 4.601 | 99,42 | 13.160 | 12.589 | 95,66 |
| OSIJEK - BARANJA | 3.879 | 4.294 | 110,70 | 10.048 | 10.163 | 101,14 |
| ŠIBENIK - KNIN | 2.387 | 2.208 | 92,50 | 7.277 | 6.710 | 92,21 |
| VUKOVAR - SRIJEM | 1.494 | 1.362 | 91,16 | 2.367 | 2.107 | 89,02 |
| SPLIT - DALMATIA | 7.432 | 10.059 | 135,35 | 18.818 | 27.326 | 145,21 |
| COUNTY OF ISTRIA | 10.032 | 11.164 | 111,28 | 39.917 | 50.880 | 127,46 |
| DUBROVNIK - NERETVA | 5.795 | 8.338 | 143,88 | 18.898 | 24.294 | 128,55 |
| COUNTY OF MEĐIMURJE | 2.573 | 2.891 | 112,36 | 6.258 | 6.892 | 110,13 |
| CITY OF ZAGREB | 32.768 | 34.245 | 104,51 | 54.757 | 60.132 | 109,82 |
| TOTAL | 108.444 | 119.765 | 110,44 | 275.138 | 310.462 | 112,84 |

SOURCE: Central Bureau of Statistics

